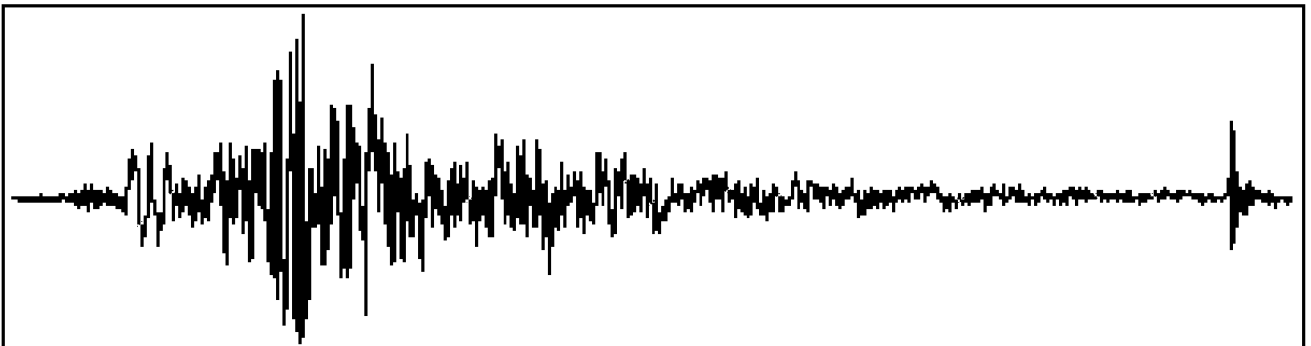




# What To Do During Emergencies



In any emergency – phone **111**



# What to do in emergency events

## In an earthquake



If you are indoors, stay there - it is safer than going outside.

Take cover under a doorframe or solid furniture.

If you are outside, move to a doorway or away from buildings, power lines and other potential hazards.

If you are driving, stop the car and stay in it.

## In a flood




Listen to the radio for information and instructions to evacuate.

Raise or remove valuable items if there is time and move fuel and chemical containers to above the expected flood level.

Don't walk or drive through flowing flood waters and avoid contact with flood water that may be contaminated.

## In a tsunami warning



People in low-lying coastal areas will be warned by continuous sounding of portable sirens.

Listen to your radio for evacuation instructions and if advised to evacuate take the most direct route to higher ground.


## In coastal storms



Stay away from beaches and river mouths.

Avoid using roads along exposed coastlines. Stay away from beaches and river mouths.

## In a major chemical spill

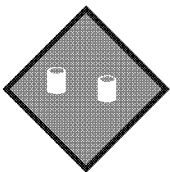


Stay clear of the spill and stay inside – you are safer there from fumes.

Gather in a room with few windows and doors and put wet towels around door and window edges to seal them.

Listen to your radio for information and instructions.


## In a snowstorm



Check snow build-up on the roof, particularly if the roof has is flat or has little slope, as the weight can cause structural damage. Also check roof valleys as snow build-up can block the guttering and lead to water damage as it thaws.

Electricity may fail during heavy snowfall so be prepared to keep warm and prepare meals without it. Ensure you have a bit of extra food and fuel during winter in case you get stuck at home for a few days.

### In a windstorm



Listen to the radio for information and forecasts.  
Before the storm, secure loose items that could be blown about. Put tape across large windows and draw curtains.  
Once the storm starts, stay indoors.  
If your roof starts to lift, partially open a window on the sheltered side of the house.

### In a thunderstorm



Move away from high ground, metal poles and trees.  
Seek shelter indoors.

### In a hailstorm



Take shelter in case dangerously large hailstones fall. After the hail has stopped check spoutings are clear so water damage won't occur when hail melts.

## After an emergency

Remember your personal safety - think before you act

Keep calm and reassure others

Turn off gas, electricity & water

Check on your family

Listen to your radio for information and instructions

Wear sensible clothing for the conditions (especially footwear) if going out

Check on your neighbours

Check and secure pets

Avoid using the telephone except where life is at risk

Don't go sightseeing

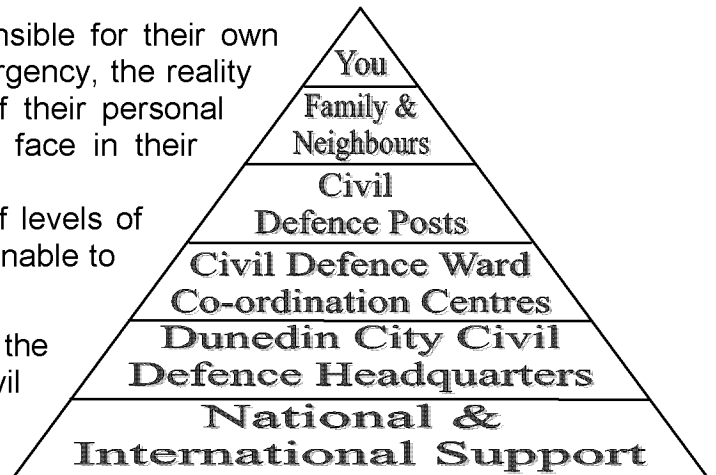




# Who will help following disasters

While the ideal is for everybody to be responsible for their own safety and well-being during and after an emergency, the reality is that some will need assistance because of their personal circumstances or the level of disruption they face in their lives.

The response pyramid shows the sequence of levels of assistance that are available to support those unable to look after themselves.



- If family and neighbours cannot provide the level of help required, go to the nearest civil defence post. If you think you can offer help in your area, this is also the place to go. People from the local community, including members of the school board of trustees may be there co-ordinating local assistance.
- Supporting the local actions at civil defence posts are a number of Ward Co-ordination Centres. These will be staffed by City Councillors and members of community boards, assisted by emergency services personnel and Council staff trained in civil defence duties. The Ward Co-ordination Centres have radio communications to the Dunedin City Civil Defence Headquarters.
- The Dunedin City Civil Defence Emergency Operations Centre is the focal point for the management of disaster response operations in the City. The Civil Defence Controller is supported by the senior people from health and emergency services, welfare agencies and many other services and organisations. Staff of the Council are trained as part of their normal employment to carry out operational functions in the headquarters.
- Should the situation in Dunedin be extremely serious Central Government will co-ordinate national and possibly international support to come to our aid.



Produced by

Dunedin City Civil Defence  
Dunedin City Council  
PO Box 5045  
DUNEDIN

Civil Defence Headquarters  
"C" Level, YMCA Complex  
54 Moray Place  
DUNEDIN

Phone: 03 477 4000

Fax: 03 477 7997

Email: [civil.defence@dcc.govt.nz](mailto:civil.defence@dcc.govt.nz)

Website: [www.civildefencedunedin.govt.nz](http://www.civildefencedunedin.govt.nz)