


# ANNUAL REPORT SUMMARY 04/05



**MISSION STATEMENT**

**Our purpose is to maintain and enhance our community for the long-term wellbeing of our people and environment through innovative leadership and the provision of cost-effective services.**




**natural beauty**




**abundant  
wildlife**




**accessible city**



**thriving central  
business heart**



**vibrant suburban  
communities**



**cultural heritage**



**learning  
choices**



**creative  
industries**

**I  
am  
Dunedin – a  
prosperous,  
accessible  
city of well-  
educated  
people  
engaged  
in creative  
industries that  
lead the world;  
with freedom  
to celebrate  
a distinctive blend  
of cultural heritage,  
architectural character and  
lifestyle choice; in a city with a  
thriving central business heart  
and vibrant suburban communities;  
and a strong and sustainable  
connection to a uniquely beautiful  
harbour, peninsula and hinterland.**



### MAYOR'S REPORT

Since I was elected as Mayor of Dunedin 12 months ago my enthusiasm for, and confidence in, Dunedin's future has been encouraged by the range and professionalism of activities that are being undertaken by the City Council.

Over the past year we have seen many significant projects come to fruition. The projects have often been partnerships between public and private organisations, and have provided significant benefit to our community. Among these projects, the Lion Foundation Arena has been completed and is now a magnificent, national standard indoor stadium. The ice rink at St Kilda has been completed giving Dunedin a high-quality international-sized ice rink for the first time. In addition, the University Oval has been re-developed and the St Clair esplanade development has been opened.

These things are examples of activities where the City Council works to enhance the quality of life for many people in the City and they will burnish the profile of Dunedin on a national and international level.

It is fair to say that some of the initial decisions to undertake these projects were difficult decisions for the Council of the day – but we thank them for those decisions now.

In the year ahead, we will again face similar decisions. Right now we are reviewing our district plan and a number of key strategies that impact on how our city functions. How we deal with the wealth of heritage in our City, how we progress the harbourside development and how we protect and enhance our natural environment are all things that are under discussion right now.

These projects are in addition to the day-to-day functions that the City Council undertakes to ensure the City operates as efficiently as possible.

I believe the current financial year has been an effective one for us, but we must continue to put strategies and programmes in place that strengthen our families and support all of our citizens – and I look forward to working with you to achieve this.

Peter Chin  
Mayor of Dunedin



### CHIEF EXECUTIVE'S REPORT

I believe the Dunedin City Council can be justifiably proud of the efforts it has made in improving our City over the past 12 months.

According to a nationwide project examining the Quality of Life in New Zealand – our City is performing extremely well across a broad range of measures. Among these indicators; a total of 91% of our residents feel that they have a positive overall quality of life.

People perceive Dunedin as a safe place to live, we are less stressed, we celebrate cultural diversity and we have a buoyant economy. In short – Dunedin is a great place in which to live. We are not resting on our laurels with the Council continuing to develop projects that make a difference across the 7 outcome areas that have been identified in consultation with you, our residents and ratepayers.

Wealth creation is one of these areas and initiatives have included progressing public awareness of Dunedin's profile and improving yields from the Dunedin Centre. It is encouraging to see that full-time equivalent positions are steadily increasing.

Our City is planning to be more accessible and this year we consulted on issues and options for transport in the City.

Dunedin's public health is being enhanced with upgrades to facilities like the Mt Grand and Southern Water Treatment plants. Approximately 90% of urban water customers are now supplied with A-Grade water.

It is pleasing to note the Council's consents team achieved the top result in New Zealand for the processing of resource consents during the past 12 months.

The City is supportive of its community and as a place of culture and learning. The provision of the Port Chalmers Community Hall and planning for the Waikouaiti Hall complex are examples of projects which support these outcome areas.

I personally look forward to continuing to work with you, our Mayor, Councillors and Staff in the year ahead to make a difference to the quality of life in the City.

Jim Harland  
Chief Executive

## MEMBERS OF COUNCIL



Mayor  
Peter Chin  
Office: 474 3855  
Home: 467 2371



Deputy Mayor  
Mosgiel/Taieri Ward  
Syd Brown  
Home: 489 5601  
Cell: 0274 360 104



Cargill Ward  
Michael Guest  
Home: 473 9339



Cargill Ward  
Paul Hudson  
Home: 472 8945  
Cell: 027 4321 632



Cargill Ward  
Teresa Stevenson  
Home/Work: 473 7587



Green Island/Saddle Hill Ward  
Colin Weatherall  
Home: 481 1487  
Business: 481 1887



Hills Ward  
Fliss Butcher  
Home/Business:  
477 9972



Hills Ward  
Lee Vandervis  
Cell: 021 612 340



Hills Ward  
Richard Walls  
Home: 467 2819



Mosgiel/Taieri Ward  
Maurice Prendergast  
Home: 489 8612



South Dunedin Ward  
Bill Acklin  
Home: 454 3543  
Business: 455 5252



South Dunedin Ward  
John Bezett  
Home: 454 3493  
Business: 477 9046



South Dunedin Ward  
Neil Collins  
Home: 454 3399  
Business: 477 6934



South Dunedin Ward  
Leah McBey  
Home: 478 0434



Waikouaiti Coast/Chalmers  
Ward  
Andrew Noone  
Home/Business: 465 7157  
Cell: 027 4301 727

## COMMUNITY BOARD MEMBERS

<b>Chalmers</b>	Jan Tucker (Chair), 472 7463(h)	Ross Davies, 472 8723(h), 474 0999(w)	Angela McErlane, 472 7873(h)	Cr Andrew Noone, 465 7157(h+w)
	Trevor Johnson, 471 0632(h), 477 6011(w)	Andre Mabon, 471 0689(h)	John Neilson, 471 0566(h)	
<b>Mosgiel/ Taieri</b>	John Kelly (Chair), 453 0062(w), 489 5854(h)	Brian Cashmere, 489 6425(h)	Martin Dillon, 489 5277(h), 474 0571(w)	Cr Syd Brown, 489 5601(h), 477 4354(w)
	Lester Harvey, 489 6184(h)	Chris Adams, 489 3916(w), 489 0347(h)	Barry Barbour, 488 4306(w), 486 1737(h)	
<b>Otago Peninsula</b>	Irene Scurr (Chair), 454 6189(h)	Bill Allen, 476 1960(h)	John Bellamy, 476 1670(h), 476 1483(w)	Cr John Bezett, 454 3493(h), 477 9046(w)
	Andrew Brown, 021 477 991	Lox Kellas, 478 0209(h), 478 0209(w)	Sam Neill, 478 0878(h)	
<b>Saddle Hill</b>	David McPhee (Chair), 481 1393(h)	Ernie Ball, 488 3006(h)	Keith McFadyen, 481 1333(h)	Cr Colin Weatherall, 481 1487(h), 481 1887(w)
	Hugh Montgomery, 488 2833(h)	Scott Weatherall, 481 1766(h)	Murray Wilson, 481 1326(h), 471 0053(w)	
<b>Strath Taieri</b>	Barry Williams (Chair), 464 3718(h), 464 3717(w)	Russell Anderson, 489 1470(h)	Bales Elliot, 464 3731(h)	Cr Maurice Prendergast, 489 8612(h)
	Lesley Peddie, (03)444 4825(h)	Ken Bain, (03) 464 3338	Joan Wilson, 464 3473(h)	
<b>Waikouaiti Coast</b>	Gerard Collings (Chair), 465 7064(h), 479 6494(w)	Murray Holland, 477 0312(w), 465 7482(h)	Michael Hurley, 482 2882(h+w)	Cr Andrew Noone, 465 7157(h+w)
	Alasdair Morrison, 482 2505(h), 479 3993(w)	Vivien Logie, 465 7225(w), 465 7544(h)	Geraldine Tait, 473 8614(w), 482 2517(h)	

**REMUNERATION PAID TO ELECTED MEMBERS AND ATTENDANCE AT MEETINGS**

This information is required under Schedule 10, Part 3, Clause 18 of the Local Government Act 2002. The meetings at which attendance is recorded are Council, Standing Committees, Consent Hearings, Community Boards and Council Subcommittees and Special Committees. Other subcommittees, working parties, one-off hearings, and meetings of ad hoc bodies and outside organisations to which Councillors are appointed are not included. Directors fees for Council Controlled Organisations (CCO's) are also recorded.

Current Mayor and Councillors	Council Remuneration	Meetings Attendance	Role	Directors' Fees
Peter Chin	\$87,833	62	Mayor Chair Performance Appraisal Chair Conduct Chair Annual Plan Hearings Committee	
Bill Acklin	\$20,973	38		
John Bezett	\$40,071	51	Chair Economic Development	
Sydney Brown	\$47,758	64	Deputy Mayor Deputy Chair Finance and Strategy	
Fliss Butcher	\$20,973	39	Chair Community Assistance	
Neil Collins	\$36,206	50	Deputy Chair Planning and Environment	
Michael Guest	\$30,066	46	Chair Planning and Environment	
Paul Hudson	\$46,850	80	Chair Community Development	\$71,172
Leah McBey	\$44,938	52	Chair Finance and Strategy	
Andrew Noone	\$45,816	86	Chair Infrastructure Services	
Maurice Prendergast	\$35,640	58	Deputy Chair Infrastructure Services	
Teresa Stevenson	\$35,383	46	Deputy Chair Community Development	
Lee Vandervis	\$20,973	41		
Richard Walls	\$41,441	81	Deputy Chair Consent Hearings Deputy Chair Economic Development	
Colin Weatherall	\$51,269	89	Chair Consent Hearings	

The figures for most elected members in the table above cover a full year, while those for Councillors Acklin, Butcher, Guest and Vandervis are for the period following their election in October 2004. Those for the previous Mayor and Councillors in the table below cover the period July to early October 2004.

Previous Mayor and Councillors	Council Remuneration	Meetings Attendance	Role	Directors' Fees
Sukhinder Turner	\$37,339	12	Mayor Chair Performance Appraisal Chair Conduct and Compliance	\$58,938
Jeremy Belcher	\$ 8,616	16		
Malcolm Farry	\$12,203	13	Chair Economic Development	
Elizabeth Hanan	\$14,715	16	Deputy Mayor	

An election was held during the financial year ended 30 June 2005 requiring the disclosure of remuneration paid to previous members of Council.

## REPRESENTATION ARRANGEMENTS

The Dunedin City Council currently has 14 Councillors elected via a Ward System. The table below outlines the Wards, and the number of Councillors elected in each Ward.

Current Ward System: 2001, Official Population as set out in the April 2004 Local Government Commission determination of membership and basis of election.

Ward	Population	Number of Councillors	Ratio Members: Pop.
Cargill	22,215	3	1:7,405
Hills	25,632	3	1:8,544
South Dunedin	34,170	4	1:8,543
Green Island–Saddle Hill	8,937	1	1:8,937
Mosgiel–Taieri	14,892	2	1:7,446
Waikouaiti Coast–Chalmers	8,493	1	1:8,493
	114,339	14	

The Council also has a Mayor who is elected by the entire City.

## COUNCIL OPERATIONS

The Chief Executive has appointed five General Managers to manage respectively: Finance and Corporate Support, Strategy and Development, City Environment, Community Life and Customer Services who, together with the Human Resources Manager, form the Executive Management Team under the Chief Executive's chairmanship.



**Jim Harland**  
Chief Executive



**Tony Avery**  
General Manager  
City Environment



**Peter Brown**  
General Manager  
Strategy & Development



**Graeme Hall**  
General Manager  
Community Life



**Bill Shields**  
Manager  
Human Resources



**Athol Stephens**  
General Manager  
Finance & Corporate Support



**Grant Strang**  
General Manager  
Customer Services

## HOW THE COUNCIL PERFORMED — 14 KEY MEASURES

Community Outcomes	Performance Measure	Achieved	2005 Target	2005 Actual	2004 Actual	2003 Actual	
Economic Community Wellbeing	Wealthy Community Outcome	Fulltime equivalents in the Dunedin workforce	N/M	48,346	N/M	47,398	45,705
		Public awareness of Dunedin profile	✓	26%	73%	60%	29%
		Achieve an overall increase in the monthly yield per event/per venue of the Dunedin Centre	✓	>\$715	\$786	\$715	N/M
	Accessible City Outcome	Level of satisfaction from key transport network customers	✓	70%	71%	73%	N/M
		Decrease the number of casualties resulting from accidents between pedestrians and vehicles by 2.5% per annum	✓	-2.5%	-9.2%	Not Measured	
		Decrease the number of casualties resulting from accidents between cyclists and vehicles by 6% per annum	x	-6%	+12.9%	Not Measured	
Environmental Community Wellbeing	Safe and Healthy City Outcome	Residents satisfaction with control of dog fouling	x	60%	27%	31%	23%
		Service standards for processing building consents of less than \$500,000	x	100%	88%	93%	93%
		Achieve a Ministry of Health A grading to 90% of urban water customers by June 2005	x	90%	90% (provisional)	Mosgiel and Mt Grand supplies at B grade	
		Residents' satisfaction with the cleanliness of streets after rubbish collection	x	65%	58%	55%	63%
		Achieve asset management service standards for the continuity of water supply	N/M	Being Developed	N/M	Service standard being developed as part of Activity Management Plan process.	
	Achieve asset management service standards for the collection of storm water	N/M	Being Developed	N/M	As above.		
	Sustainable City and Environment Outcome	Achieve services standards for the processing of resources consents and monitoring consent conditions	x	100%	93%	99%	N/M
Social and Cultural Community Wellbeing	Supportive City Outcome	Achieve residents' satisfaction with City direction	✓	50%	50%	56%	48%
	Culture and Learning Outcome	Annual percentage of resident who do not use the Dunedin Public Art Gallery and Otago Settlers Museum	✓	<37%	33%	48.0%	46.5%
		Dunedin Pubic Art Gallery collection housed items to international standards	✓	75%	75%	75%	N/M
	Active City Outcome	Number of attendees at pools	x	624,700	531,486	591,709	631,410
Achieve assets management service standards for parks and reserves to a level of grade 4 (poor condition) or better		✓	92% of assets surveyed are in average or better condition as determined by condition assessment using the PRAMS rating system.				

# what we did

## WEALTHY COMMUNITY

**A City that encourages strong local business and employment growth, and attracts increasing numbers of new businesses and tourists.**



The Dunedin economy continued to perform well in the 2004/05 year and employment growth met a target of 2%. Over the past four years 6000 new jobs have been created in the City.

Dunedin's business incubator Upstart has gone from strength to strength in the last 12 months. Initiated by the Dunedin City Council in partnership with the University and Polytechnic, Upstart has provided incubator services for 13 businesses in the last year and is seeing high growth results for its efforts. Upstart is now recognised as one of the leading incubators in New Zealand.

The 2004/05 year saw the introduction of Kickstart, an innovative programme to assist tertiary students to develop their own business ideas while studying. Partly funded by New Zealand Trade and Enterprise, Kickstart provides a mentoring service to young entrepreneurs and helps them start their own business and learn

how to be successful in a business environment. One of the objectives of the programme is to encourage young entrepreneurs to stay in Dunedin once they have finished their studies.

The Council also looks to encourage tourism and events growth and the Dunedin Centre, incorporating the Town Hall, has played a pivotal part in this area. The Town Hall celebrated its 75th birthday on 15 February 2005. At a special celebration concert, an audience of over 2,000 people joined a colourful cast of choristers, pipers, performers and Norma to reminisce and celebrate the many and varied performances and events that have taken place in our Town Hall over the decades.

Redevelopment of the Dunedin Town Hall got the green light from the Council in the last 12 months. While final design plans are not yet completed, the re-development will see considerable improvement to reception areas and conferences spaces, and will bring this grand old building up to national standard as a conference venue.

did you  
**KNOW?**

An estimated 148,308 people used or visited the Dunedin Centre, including the Town Hall, during the year.

During the year more than 299,841 customers visited the Dunedin Visitor Centre and the Council continues to work closely with the tourism industry to attract further visitors to the City.

# what we did

## ENVIRONMENTAL WELL-BEING SAFE AND HEALTHY PEOPLE

A City where residents feel safe and enjoy and healthy lifestyle.

Significant investment is continuing to be made in Dunedin's water service, with the City aiming to achieve a Ministry of Health A grading to 90% of urban customers by June 2005.



There are 5,897 fire hydrants connected to the Dunedin water supply.

Excellent progress was made on the construction of the new 40,000 cubic metres per day Southern Water Treatment Plant. This plant uses the very latest in membrane technology coupled with a UV disinfection phase. The plant is now in service.

The period also saw ultraviolet disinfection added to the Mt Grand Water Treatment Plant, bringing that plant from a B to an A grading. Good progress has been made on the construction of the Mt Grand raw water reservoir, which will provide storage for 370,000 cubic metres of untreated water. Poor weather over the summer hampered work on that project which is now due for completion in February 2006.

Southern Water and Mt Grand provide the majority of the city residents with water.

The Council is in the process of achieving asset management service standards for the continuity of water supply and for the collection of stormwater. These standards are currently under development

The Council has also made progress in ensuring cleanliness of the City's Street's improves. The state of cleanliness in streets has been reported often by the media during the year. The Council has been very active in trying to address those rubbish complaints. It will continue to work on improving the state of cleanliness after rubbish collection and a significant improvement is expected for the 2005 period.

There was a 4% reduction in satisfaction with dog fouling despite increased work being done in the area. Problem areas have been targeted and will continue to be targeted to try and improve the situation.

A highlight in the health area was that 100% of all Dunedin business that require a health licence were inspected, which was the first time that this has been achieved by the Council. The licences are an important component of ensuring that Dunedin has a safe eating environment.



# what we did

## ACCESSIBLE CITY

**A City with a transport network that supports economic development, and where people move about easily and safely.**

The Council maintains a significant roading network that includes roads, footpaths, streetlights and bridges. The level of satisfaction from customers with these key transport networks continues to be high with the Council's annual survey of customer satisfaction in this area reaching 71%, which exceeded the target for the year.

The Council has a target of decreasing the number of casualties resulting from accidents between pedestrians and vehicles by 2.5% a year. This year the number of casualties from such car crashes reduced by 9.2%. At the same time, the Council aims to decrease the number of casualties resulting from cyclists and vehicles by 6% a year. The number of cyclist casualties has declined by 10% over the past two years.

did you  
**KNOW?**

The Council maintains a roading network that includes 1,742 km of roads and 890 km of footpaths.

The positive results reflect an emphasis by the Council on road safety and the progressive implementation of the Council's Cycling strategy.

There is an ongoing commitment to improving the transportation network throughout the City and this year saw major consultation on the Council's Transportation Strategy. This strategic work is ongoing and there will be continued consultation as various aspects of the strategy are looked at.



# what we did

## SUSTAINABLE CITY AND ENVIRONMENT

A City that makes the most of its natural and built environment.



The City Planning Departments consents team biennial audit by the Ministry for the Environment produced the best results in consent processing for the group of larger Councils. The results are generally within annual plan measures. During the year a number of significant developments went through the resource consent process with positive outcomes and appropriate public participation.

During the year, 85% of building consents were processed within the 20 days against the target of 100%, which was a result of a significantly greater number of consents being issued than

usual, combined with having to implement new processes and procedures under the new Building Act. New processes and procedures have now been adopted to deal with new Building Act requirements which should result in a significant improvement in the timeframes for processing building consents. Over the 12 month period, 3,924 consents were received.

During the year, the Council was successful in re-zoning a large tract of industrial land near Mosgiel. For a long time, industry growth in Dunedin has been constrained by the lack of suitable Greenfield sites on which to develop or expand. Now Dunedin has plenty of flat, accessible industrial land and there has been considerable market interest shown already.



The Dunedin City Council consents team achieved the top result in New Zealand for the processing of resource consents in the past 12 months.

# what we did

## CULTURE AND LEARNING

A City that celebrates and supports culture and excellence in the arts and education.



Dunedin is recognised as a quality centre of tertiary education and culture in New Zealand. The institutions in the City allow us to enjoy a diverse learning and cultural environment rarely available in a city of our size.



The Dunedin Public Art Gallery provides a range of education programmes.

The Council has acted as an advocate, supporter and a provider. For the facilities that the Council provides, the vast majority of the community visited either the Dunedin Public Art Gallery or the Otago Settlers Museum (77% – Dunedin City Council Residents' Opinion Survey).

The highlight of the year was the opening of the Port Chalmers revamped Library, which has achieved record number of users since its' opening in November 2004. Also of significance was the introduction of Sunday opening of all services at the Moray Place Library, which started in February 2005.

The Art and Museum programme of exhibitions at the various Council facilities and Council supported facilities continued to be of a high standard, as was evident in the satisfaction levels in the Residents' Opinion Survey, 2005.

# what we did

## ACTIVE CITY

**A City that provides and encourages participation in a broad range of sporting, recreational and leisure activities.**

Dunedin people get out and make the most of a wider range of recreational activities. The City is fortunate to have a good range of quality sport, recreation and leisure services and facilities.

These are valued by the community, along with a broad acceptance that participation in sport, recreation and active leisure pursuits is beneficial to our health and well-being. The importance of an active life to the health and well-being of individuals is well understood by the community and the Council. The 'Quality of Life in New Zealand's Eight Largest Cities in 2003' had 81% of Dunedin's residents' undertaking physical activity two to four times a week.



sports teams to perform in appropriate facilities with their community to cheer them on. Also completed was the Ice Stadium, which utilised the redundant Dunedin Sport Stadium. Both these projects were in partnership with the community. Appropriate trusts lease and manage these facilities.

The University Oval is another large sport and recreation facility development, which provides an international cricket ground and facilities that will be used by other sport and recreation codes. This project had two partners who worked with the Council, being the University of Otago and an Otago cricket based trust. These three projects were completed with community funding contributions of \$9 million.

The City's extensive walking tracks were further enhanced with signage and improved track conditions, again with a high level of community involvement.

Retiling work at the Moana Pool was undertaken to maintain this quality swimming and leisure facility.

did you?  
**KNOW?**

81% of Dunedin residents undertake physical activity 2-4 times a week.

The Lion Foundation Sports Arena at the Edgar Centre with seating for 3,000 people was completed and opened in February 2005. This will enable increased participation in indoor sporting activities and enable our representative



# what we did

## SUPPORTIVE COMMUNITY

A City where residents feel included and connected with their wider community.



The Council continued its' upgrade of community housing units and completed the planning of the Waikouaiti Community Hall complex. The Port Chalmers Community Hall provision as part of the Library and Service Centre building project was completed in November 2004.

Ongoing support is provided to Dunedin's Youth Forum.

People living in Dunedin involve themselves in their community. The 'Quality of Life in New Zealand's Eight Largest Cities in 2003' documents that 90% of Dunedin residents' rated their quality of life as extremely good or good.

Dunedin people are aware of the importance of a strong community support network. However, they are also aware that the Council only provides a small proportion of the social services. The Council does provide a level of community assistance and advice services, affordable rental housing, community halls, civic grants and a range of cemetery and cremation services. We also tackle this supportive community outcome by working with other community and government organisations.

A main thrust of our involvement is to avoid duplication of the efforts of agencies that provide support services to the community by undertaking inter-agency communication.

The Council's Community Grant Funding and Community Organisation Rate Relief Schemes are a key element in addressing the supportive community outcome.

Advocating for the community on supportive community issues was undertaken primarily by the Council making submission to relevant government and government agency strategy and consultation documents. During the year this included input to the Housing New Zealand Strategy and the Charities Act.

did you  
**KNOW?**

More than 1,500 people attended the Dunedin Youth Expo.

The Council also involved itself in the changing area of social housing by working with a number of key organisations to develop plans to improve Dunedin's housing situation.

## SUMMARY FINANCIAL REPORT

	Core Council			Consolidated	
	Actual 2005 \$'000	Budget 2005 \$'000	Actual 2004 \$'000	Actual 2005 \$'000	Actual 2004 \$'000
<b>Summary of Statement of Financial Performance for the year ended 30 June 2005</b>					
Total operating revenue	158,359	138,964	141,758	261,351	249,270
Total operating expenditure	139,674	132,398	136,105	233,588	226,963
Operating surplus/(deficit)	18,685	6,566	5,653	27,763	22,307
Less taxation	0	0	0	11,821	11,825
Operating Surplus/(deficit) after taxation	18,685	6,566	5,653	15,942	10,482
Share of retained surpluses in associated companies	(5)	0	(26)	(5)	414
<b>Net surplus/(deficit)</b>	<b>18,680</b>	<b>6,566</b>	<b>5,627</b>	<b>15,937</b>	<b>10,896</b>

## Summary Statement of Movements in Equity for the year ended 30 June 2005

Equity at the beginning of the year	1,832,180	1,640,164	1,636,590	1,936,377	1,730,100
Asset revaluation and adjustments	56,284	0	189,963	101,745	195,375
Net surplus/(deficit)	18,680	6,566	5,627	15,937	10,896
<b>Total recognised revenue and expenses for the year</b>	<b>74,964</b>	<b>6,566</b>	<b>195,590</b>	<b>117,682</b>	<b>206,271</b>
Movements in minority interest	0	0	0	0	0
<b>Equity at the end of the year</b>	<b>1,907,144</b>	<b>1,646,730</b>	<b>1,832,180</b>	<b>2,054,059</b>	<b>1,936,377</b>

## Summary Statement of Financial Position as at 30 June 2005

Total current assets	36,125	27,791	36,617	52,125	52,071
Total non-current assets	1,961,936	1,743,992	1,870,416	2,320,252	2,169,353
<b>Total assets</b>	<b>1,998,061</b>	<b>1,771,783</b>	<b>1,907,033</b>	<b>2,372,377</b>	<b>2,221,424</b>
Total current liabilities	28,481	27,826	28,043	41,229	38,218
Total Non-current liabilities	62,436	97,227	46,810	277,089	246,829
<b>Equity</b>	<b>1,907,144</b>	<b>1,646,730</b>	<b>1,832,180</b>	<b>2,054,059</b>	<b>1,936,377</b>
<b>Total liabilities and equity</b>	<b>1,998,061</b>	<b>1,771,783</b>	<b>1,907,033</b>	<b>2,372,377</b>	<b>2,221,424</b>

## Summary of Statement of Cash Flows for the year ended 30 June 2005

Net cash inflow(outflow) from operating	43,436	35,782	35,753	59,306	64,319
Net cash inflow(outflow) from investing	(60,777)	(82,985)	(46,391)	(88,139)	(76,493)
Net cash inflow/(outflow) from financing	16,794	43,302	12,478	26,942	15,072
Net increase/(decrease) in cash held	(547)	(3,901)	1,840	(1,891)	2,898
Opening cash balance	4,066	1,916	2,226	6,610	3,712
<b>Closing cash balance</b>	<b>3,519</b>	<b>(1,985)</b>	<b>4,066</b>	<b>4,719</b>	<b>6,610</b>

The Information included in the Summary Financial Report has been extracted from the audited full financial report and authorised for issue by the Chief Financial Officer on 31 October 2005.

**NOTES TO THE FINANCIAL STATEMENTS FOR THE YEAR ENDED 30 JUNE 2005****1. Accounting Policies*****Basis of Preparation***

The Council has prepared the summary financial report in order to provide users with a succinct overview of Council performance. The specific disclosures included in the summary financial report have been extracted from the full audited financial report also dated 25 October 2005.

Users of the summary financial report should note that the information contained therein cannot be expected to provide as complete an understanding as provided by the full financial report of the financial and service performance, financial position and cash flows of the Council.

Users who require additional information are encouraged to access the full Council Annual Report on the Council website at [www.CityofDunedin.com](http://www.CityofDunedin.com). Users who do not have access to the website can request a printed version from the following address:

Financial Controller, Dunedin City Council, PO Box 5045, Dunedin

The Financial Statements have been prepared in accordance with generally accepted accounting practice in New Zealand.

**2. Changes in Accounting Policy**

This year the directors of City Forests Limited and Dunedin City Holdings Limited changed their accounting policy used for equity accounting. Until this year the share of the post acquisition increase/decrease in net assets has been added to both the parent and consolidated financial statements. From this year the annual adjustment will be to the consolidated financial statements only. The accumulated balances have been eliminated from the parent financial statements this year.

The financial effects of this new policy is to deduct \$4.4m from the parent company revaluation reserves and to deduct \$3.3m from the parent company retained earnings. Fifty percent of the increase in the Dunedin International Airport Limited net assets over the current year of \$0.235m is added to the consolidated financial statements only.

Apart from the one change above there has been no change to the accounting policies from those adopted last year and accounting principles that have been applied on a basis consistent with last year.

**AUDIT REPORT—TO THE READERS OF DUNEDIN CITY COUNCIL'S SUMMARY ANNUAL REPORT FOR THE YEAR ENDED 30 JUNE 2005**

We have audited the summary annual report.

**Unqualified opinion**

In our opinion:

- the summary annual report represents, fairly and consistently, the information regarding the major matters dealt with in the annual report; and
- the information reported in the summary financial statements complies with FRS-39: Summary Financial Reports and is consistent with the full financial statements from which it is derived.

We expressed an unqualified audit opinion, in our report dated 25 October 2005, on:

- the full financial statements; and
- the Council's compliance with the other requirements of Schedule 10 of the Local Government Act 2002 that apply to the annual report.

**Basis of opinion**

Our audit was conducted in accordance with the Auditor-General's Auditing Standards, which include New Zealand Auditing Standards. Other than in our capacity as auditor, we have no relationship with or interests in Dunedin City Council or any of its subsidiaries.

**Responsibilities of the Council and the Auditor**

The Council is responsible for preparing the summary annual report and we are responsible for expressing an opinion on that report. These responsibilities arise from the Local Government Act 2002.



B F Kearney  
Audit New Zealand  
On behalf of the Auditor-General  
Dunedin, New Zealand  
15 November 2005