

CITY PLANNING ACTIVITY REPORT

June 2026

City Development

Updates on the DCC's City Development work programme, including the Second Generation District Plan, Biodiversity and Heritage Funds and work programmes, research and monitoring programme and urban design work programme, will be sent out via the City Development News regular email update.

Please go to www.dunedin.govt.nz/do-it-online/apply/registration-of-interest to subscribe to the updates. You can unsubscribe to the City Development News at any time by using the links in the newsletter or by emailing planning@dcc.govt.nz

Please go to www.dunedin.govt.nz/2gp to keep up to date with information and progress on the Second Generation District Plan (2GP).

Resource Consents

Fees and Charges

Applications, complaints, and pre-application meetings received/held during June 2026 (total:138)

| Application Type | # Received |
|--|------------|
| Boundary Activity Notice | 4 |
| Complaints | 9 |
| HAIL Information Request | 10 |
| HSNO Tank Removals | 2 |
| Land Use Non Notified | 55 |
| Land Use s125 Extension of Time | 1 |
| Marginal or Temporary Activity Notice | 1 |
| Outline Plan | 2 |
| Planning Other Legislation Building Line Restriction | 2 |
| Planning Other Legislation Right of Way | 4 |
| Planning Other Legislation Sale of Liquor | 2 |
| Subdivision Non Notified | 36 |
| Subdivision s125 Extension of Time | 6 |
| Subdivision s357 Fee Objection | 3 |
| s243 Cancellation of Easement | 1 |
| | 138 |
| Application Type | # Received |

Subdivision Certification applications received during June 2026 (total: 48)

| Type | Received |
|-------|-----------|
| s223 | 29 |
| s224c | 18 |
| s224f | 1 |
| | 48 |
| Type | Received |

Subdivision Certification applications issued or rejected during June 2026 (total: 36)

| Type | # in time | # processed | Percentage |
|---------------------------------|-----------|-------------|------------|
| s223 Issued (10 working days) | 14 | 14 | 100% |
| s223 Rejected (10 working days) | 8 | 8 | 100% |
| s224c (20 working days) | 12 | 14 | 86% |
| | 34 | 36 | |

Applications completed in June 2026 (total: 72)

Land Use consent applications (50)

| Type | Number in Time | Number Processed | Percentage | s37 | Penalty |
|---|----------------|------------------|------------|----------|----------|
| Boundary Activity Notice | 6 | 6 | 100% | 1 | |
| Marginal or Temporary Activity Notice | 1 | 1 | 100% | | |
| Non – Notified | 29 | 35 | 83% | 4 | 6 |
| s125 Extension of Time | 0 | 1 | 0% | | |
| s127 Change or Cancellation of Conditions | 4 | 7 | 57% | 3 | 3 |
| | 40 | 50 | | 8 | 9 |

Subdivision consent applications (20)

| Type | Number in Time | Number Processed | Percentage | s37 | Penalty |
|---|----------------|------------------|------------|----------|----------|
| Non – Notified | 4 | 8 | 50% | 3 | 4 |
| s125 Extension of Time | 4 | 5 | 80% | | |
| s127 Change or Cancellation of Conditions | 3 | 5 | 60% | 2 | 2 |
| s221 Consent Notice | 0 | 1 | 0% | | |
| s357 Objection to Decision | 1 | 1 | 100% | | |
| | 12 | 20 | | 5 | 6 |

Planning other legislation applications (2)

| Type | Number in Time | Number Processed | Percentage |
|--------------|----------------|------------------|------------|
| Right of Way | 2 | 2 | 100% |
| | 2 | 2 | |

Figure 1: Subdivision Certification Statistics Graph

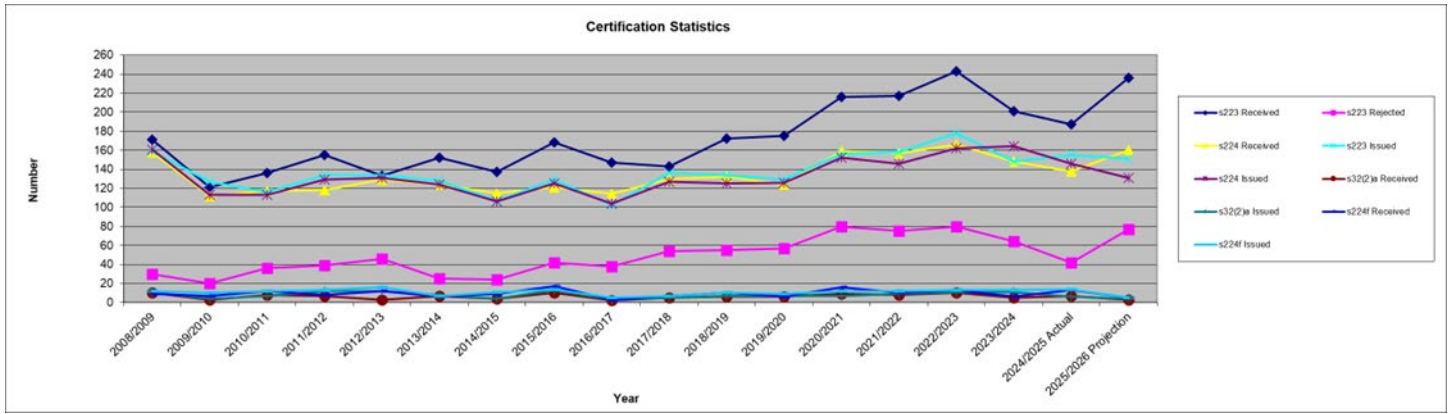


Figure 2: Annual Processing Statistics Graph (July to June reporting period)

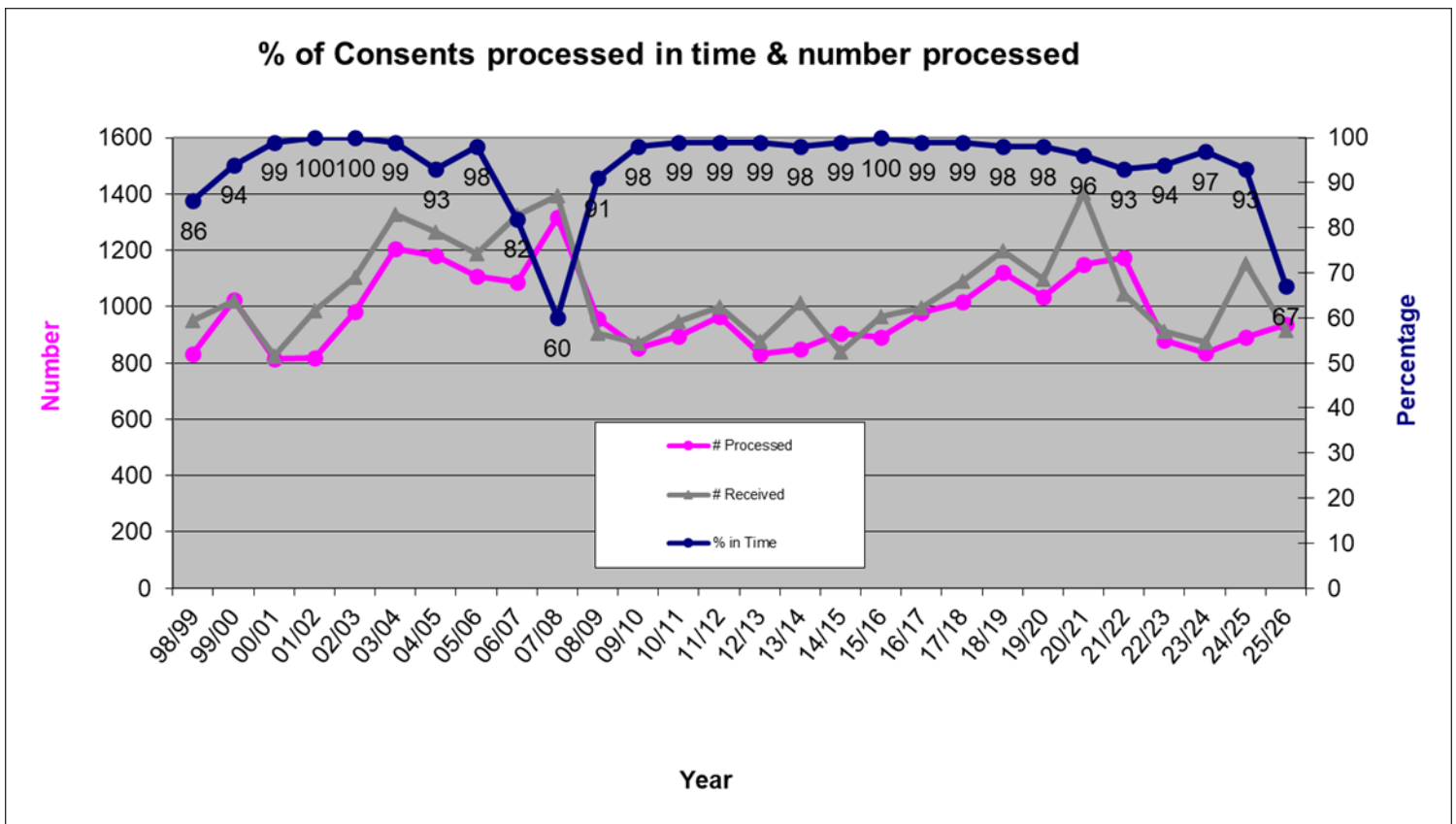
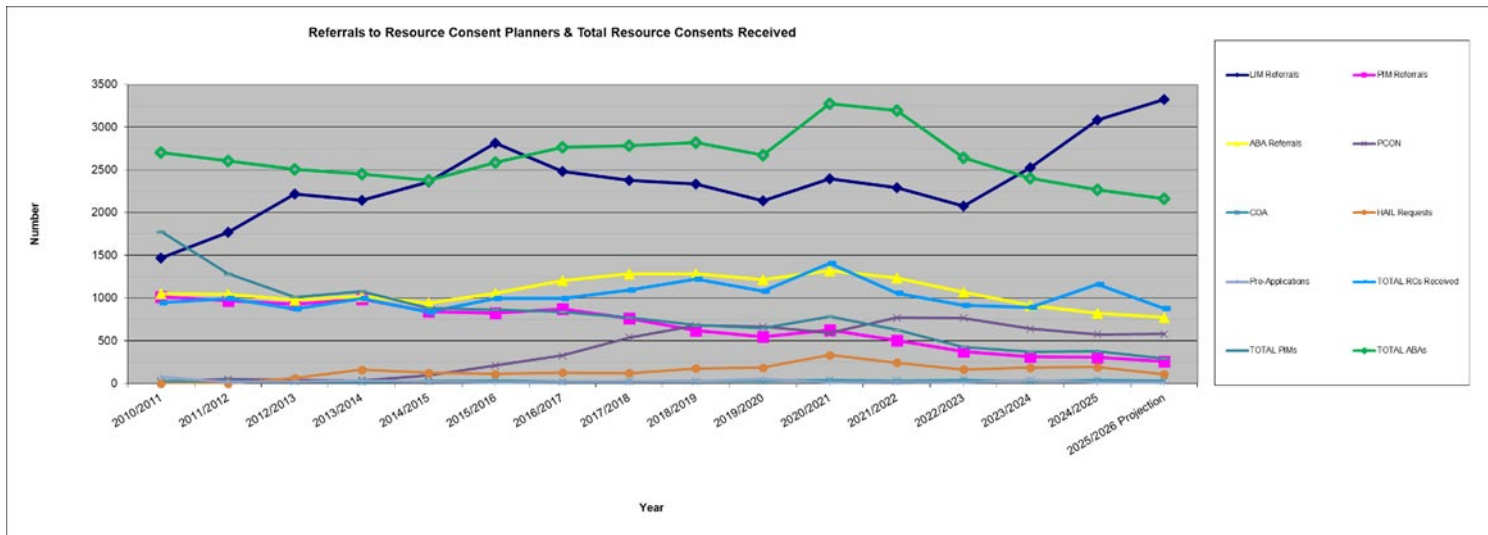


Figure 3: Annual Application Statistics

| Consent Applications Processed | | | | | | | | | | | | | | | | | | | | |
|--------------------------------|-------------|-------------|------------|------------|------------|------------|------------|------------|------------|------------|------------|-------------|-------------|-------------|-------------|------------|------------|------------|-------------|------------|
| | 2007 | 2008 | 2009 | 2010 | 2011 | 2012 | 2013 | 2014 | 2015 | 2016 | 2017 | 2018 | 2019 | 2020 | 2021 | 2022 | 2023 | 2024 | 2025 | 2026 |
| January | 79 | 64 | 57 | 37 | 51 | 59 | 43 | 47 | 32 | 52 | 63 | 66 | 96 | 74 | 57 | 39 | 59 | 43 | 68 | 97 |
| February | 86 | 96 | 59 | 73 | 67 | 80 | 72 | 77 | 81 | 70 | 94 | 78 | 75 | 81 | 99 | 87 | 70 | 65 | 70 | 67 |
| March | 74 | 111 | 62 | 68 | 74 | 85 | 62 | 61 | 89 | 75 | 90 | 94 | 73 | 78 | 109 | 118 | 107 | 70 | 60 | 77 |
| April | 70 | 119 | 83 | 74 | 66 | 69 | 79 | 69 | 73 | 74 | 57 | 79 | 81 | 53 | 84 | 56 | 40 | 47 | 80 | 63 |
| May | 89 | 112 | 69 | 70 | 95 | 77 | 62 | 90 | 74 | 76 | 95 | 85 | 92 | 57 | 83 | 112 | 87 | 91 | 60 | 67 |
| June | 103 | 96 | 70 | 74 | 68 | 89 | 74 | 80 | 80 | 82 | 63 | 91 | 106 | 97 | 106 | 96 | 74 | 62 | 60 | 72 |
| July | 154 | 138 | 91 | 84 | 75 | 83 | 92 | 81 | 82 | 76 | 75 | 96 | 117 | 98 | 88 | 81 | 79 | 94 | 65 | |
| August | 111 | 89 | 76 | 74 | 83 | 82 | 75 | 91 | 60 | 88 | 90 | 126 | 89 | 86 | 122 | 75 | 95 | 80 | 92 | |
| September | 107 | 100 | 72 | 81 | 112 | 61 | 57 | 74 | 89 | 97 | 83 | 71 | 121 | 110 | 85 | 80 | 68 | 74 | 77 | |
| October | 104 | 104 | 62 | 65 | 72 | 75 | 84 | 99 | 95 | 93 | 109 | 113 | 121 | 88 | 137 | 78 | 63 | 103 | 89 | |
| November | 136 | 73 | 67 | 100 | 85 | 80 | 60 | 62 | 81 | 86 | 97 | 104 | 98 | 112 | 132 | 83 | 85 | 84 | 92 | |
| December | 108 | 55 | 80 | 71 | 77 | 58 | 59 | 64 | 55 | 78 | 73 | 90 | 66 | 117 | 103 | 48 | 69 | 58 | 79 | |
| Total | 1221 | 1157 | 848 | 871 | 925 | 898 | 819 | 895 | 891 | 947 | 989 | 1093 | 1135 | 1051 | 1205 | 953 | 896 | 871 | 892 | 443 |
| Consent Applications Received | | | | | | | | | | | | | | | | | | | | |
| | 2007 | 2008 | 2009 | 2010 | 2011 | 2012 | 2013 | 2014 | 2015 | 2016 | 2017 | 2018 | 2019 | 2020 | 2021 | 2022 | 2023 | 2024 | 2025 | 2026 |
| January | 69 | 65 | 35 | 52 | 47 | 59 | 51 | 45 | 50 | 34 | 51 | 64 | 63 | 83 | 65 | 41 | 29 | 57 | 54 | 35 |
| February | 84 | 101 | 59 | 59 | 51 | 86 | 57 | 72 | 71 | 80 | 72 | 87 | 81 | 89 | 74 | 83 | 76 | 88 | 53 | 65 |
| March | 93 | 101 | 68 | 91 | 84 | 84 | 78 | 80 | 93 | 69 | 93 | 82 | 90 | 93 | 115 | 98 | 84 | 68 | 75 | 80 |
| April | 107 | 109 | 73 | 61 | 70 | 51 | 55 | 81 | 61 | 80 | 55 | 73 | 96 | 50 | 95 | 79 | 58 | 58 | 74 | 90 |
| May | 118 | 103 | 69 | 73 | 99 | 91 | 87 | 112 | 90 | 102 | 97 | 112 | 88 | 71 | 130 | 97 | 73 | 96 | 141 | 68 |
| June | 131 | 161 | 102 | 89 | 94 | 66 | 62 | 175 | 74 | 69 | 66 | 113 | 103 | 103 | 272 | 76 | 103 | 67 | 229 | 117 |
| July | 123 | 84 | 71 | 84 | 72 | 91 | 85 | 51 | 87 | 77 | 106 | 114 | 100 | 94 | 68 | 86 | 76 | 92 | 95 | 72 |
| August | 122 | 92 | 68 | 78 | 111 | 76 | 73 | 60 | 85 | 90 | 93 | 106 | 100 | 97 | 69 | 89 | 58 | 82 | 70 | |
| September | 122 | 95 | 66 | 79 | 89 | 72 | 72 | 77 | 110 | 98 | 92 | 86 | 113 | 103 | 105 | 78 | 76 | 77 | 79 | |
| October | 146 | 79 | 67 | 67 | 82 | 68 | 60 | 82 | 80 | 105 | 79 | 152 | 90 | 110 | 99 | 78 | 78 | 104 | 73 | |
| November | 128 | 74 | 75 | 92 | 110 | 88 | 71 | 62 | 101 | 103 | 119 | 110 | 99 | 121 | 122 | 79 | 87 | 92 | 65 | |
| December | 112 | 72 | 63 | 92 | 69 | 79 | 75 | 68 | 67 | 89 | 71 | 111 | 105 | 129 | 108 | 81 | 64 | 81 | 80 | |
| Total | 1355 | 1136 | 816 | 917 | 978 | 911 | 826 | 965 | 969 | 996 | 994 | 1210 | 1128 | 1143 | 1322 | 965 | 862 | 962 | 1088 | 527 |

Figure 4: Referral Statistics



Prepared by:

Paula Myers
Team Leader Administration
RESOURCE CONSENTS GROUP