

# CITY PLANNING ACTIVITY REPORT

May 2026

## City Development

Updates on the DCC's City Development work programme, including the Second Generation District Plan, Biodiversity and Heritage Funds and work programmes, research and monitoring programme and urban design work programme, will be sent out via the City Development News regular email update.

Please go to [www.dunedin.govt.nz/do-it-online/apply/registration-of-interest](http://www.dunedin.govt.nz/do-it-online/apply/registration-of-interest) to subscribe to the updates. You can unsubscribe to the City Development News at any time by using the links in the newsletter or by emailing [planning@dcc.govt.nz](mailto:planning@dcc.govt.nz)

Please go to [www.dunedin.govt.nz/2gp](http://www.dunedin.govt.nz/2gp) to keep up to date with information and progress on the Second Generation District Plan (2GP).

## Resource Consents

### Fees and Charges

Fees and charges have been ratified by Council. We will send out the 2026\_2027 schedule as soon as possible.

Subdivision certification numbers completed in May were very high; double the average of the preceding 24 months. This may be a consequence of the the spike in resource consent applications that occurred prior to the 1 July 2026 increase in the Development Contributions policy.

### Applications, complaints, and pre-application meetings received/held during May 2026 (total:88)

Application Type	# Received
Boundary Activity Notice	6
Complaints	8
HAIL Information Request	9
Land Use Non Notified	41
Land Use s125 Extension of Time	1
Land Use s357 Fee Objection	1
Planning Other Legislation Building Line Restriction	1
Planning Other Legislation Right of Way	1
Planning Other Legislation Sale of Liquor	1
Pre-Application Consultation	3
Subdivision Non Notified	10
Subdivision s125 Extension of Time	5
s221 Consent Notice	1
	<b>88</b>

**Subdivision Certification applications received during May 2026 (total: 52)**

Type	Received
s223	31
s224c	21
	<b>52</b>
Type	Received

**Subdivision Certification applications issued or rejected during May 2026 (total: 60)**

Type	# in time	# processed	Percentage
s223 Issued (10 working days)	23	25	92%
s223 Rejected (10 working days)	13	13	100%
s224c (20 working days)	21	22	95%
	<b>57</b>	<b>60</b>	

**Applications completed in May 2026 (total: 65)**

*Land Use consent applications (38)*

Type	Number in Time	Number Processed	Percentage	s37	Penalty
Boundary Activity Notice	3	4	75%		
Marginal or Temporary Activity Notice	1	1	100%		
Non – Notified	26	28	93%	14	2
s125 Extension of Time	1	2	50%		
s127 Change or Cancellation of Conditions	2	3	67%		1
	<b>33</b>	<b>38</b>		<b>14</b>	<b>3</b>

*Subdivision consent applications (18)*

Type	Number in Time	Number Processed	Percentage	s37	Penalty
Non – Notified	10	12	83%	7	2
s125 Extension of Time	2	2	100%		
s357 Objection to Fees	4	4	100%		
	<b>16</b>	<b>18</b>		<b>7</b>	<b>2</b>

*Planning other legislation applications (9)*

Type	Number in Time	Number Processed	Percentage
Building Line Restriction Removal	2	4	50%
Planning Certificate Sale of Liquor	5	5	100%
	<b>7</b>	<b>9</b>	

Figure 1: Subdivision Certification Statistics Graph

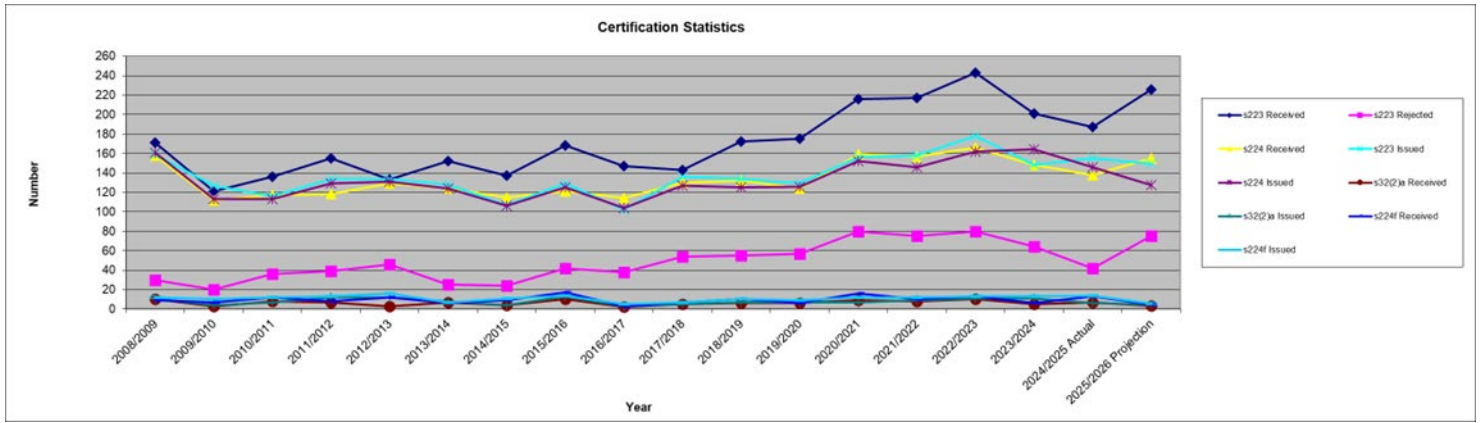


Figure 2: Annual Processing Statistics Graph (July to June reporting period)

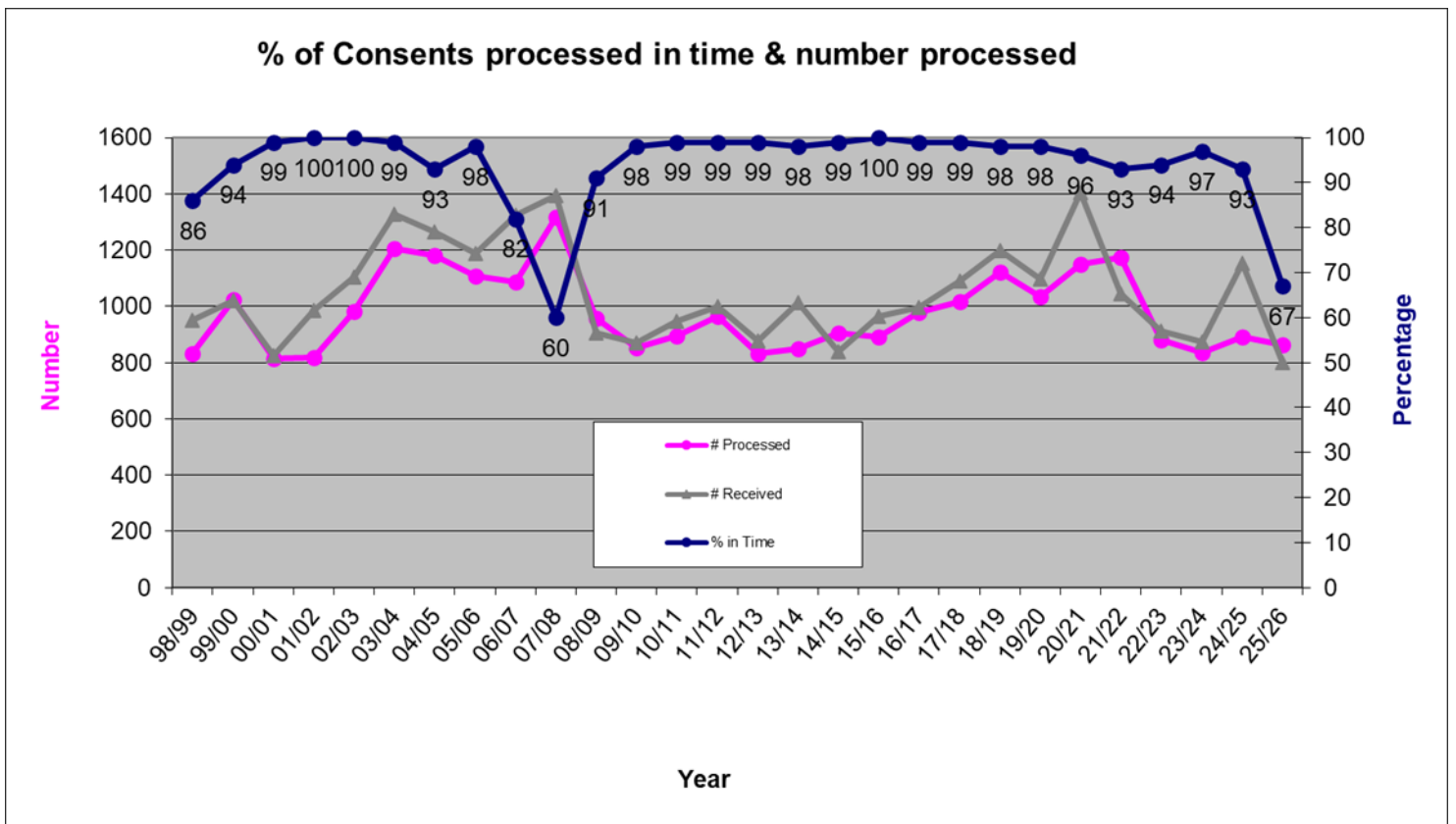
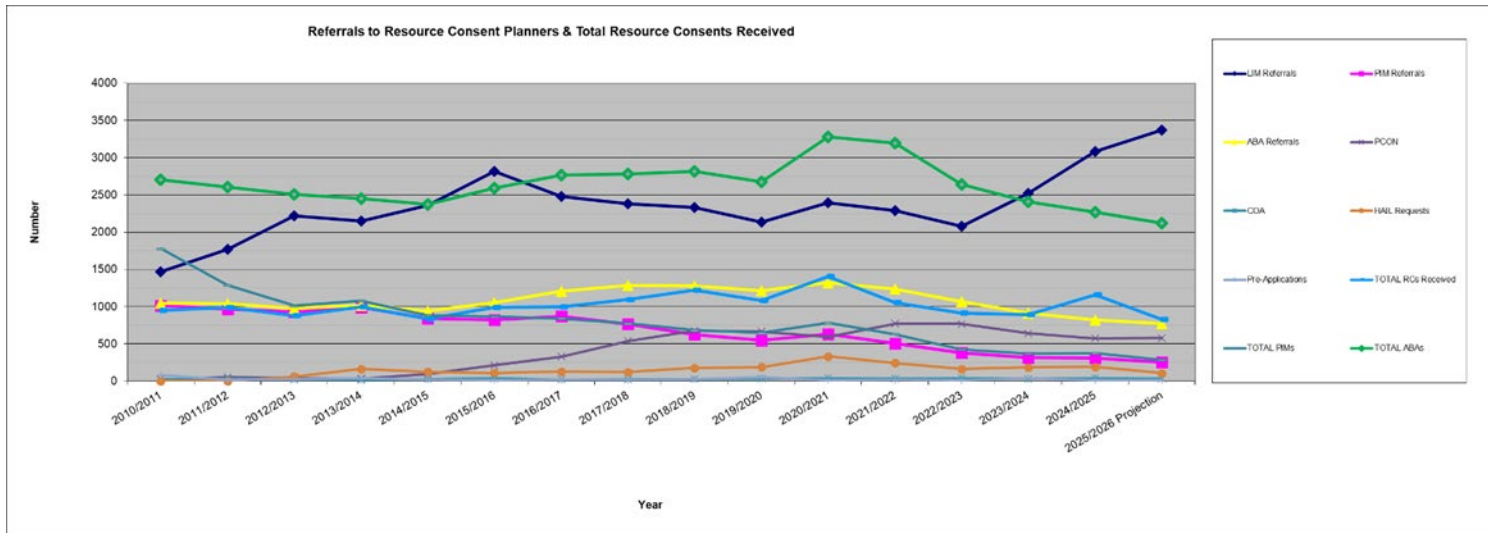


Figure 3: Annual Application Statistics

Consent Applications Processed																				
	2007	2008	2009	2010	2011	2012	2013	2014	2015	2016	2017	2018	2019	2020	2021	2022	2023	2024	2025	2026
January	79	64	57	37	51	59	43	47	32	52	63	66	96	74	57	39	59	43	68	97
February	86	96	59	73	67	80	72	77	81	70	94	78	75	81	99	87	70	65	70	67
March	74	111	62	68	74	85	62	61	89	75	90	94	73	78	109	118	107	70	60	77
April	70	119	83	74	66	69	79	69	73	74	57	79	81	53	84	56	40	47	80	63
May	89	112	69	70	95	77	62	90	74	76	95	85	92	57	83	112	87	91	60	65
June	103	96	70	74	68	89	74	80	80	82	63	91	106	97	106	96	74	62	60	
July	154	138	91	84	75	83	92	81	82	76	75	96	117	98	88	81	79	94	65	
August	111	89	76	74	83	82	75	91	60	88	90	126	89	86	122	75	95	80	92	
September	107	100	72	81	112	61	57	74	89	97	83	71	121	110	85	80	68	74	77	
October	104	104	62	65	72	75	84	99	95	93	109	113	121	88	137	78	63	103	89	
November	136	73	67	100	85	80	60	62	81	86	97	104	98	112	132	83	85	84	92	
December	108	55	80	71	77	58	59	64	55	78	73	90	66	117	103	48	69	58	79	
<b>Total</b>	<b>1221</b>	<b>1157</b>	<b>848</b>	<b>871</b>	<b>925</b>	<b>898</b>	<b>819</b>	<b>895</b>	<b>891</b>	<b>947</b>	<b>989</b>	<b>1093</b>	<b>1135</b>	<b>1051</b>	<b>1205</b>	<b>953</b>	<b>896</b>	<b>871</b>	<b>892</b>	<b>369</b>
Consent Applications Received																				
	2007	2008	2009	2010	2011	2012	2013	2014	2015	2016	2017	2018	2019	2020	2021	2022	2023	2024	2025	2026
January	69	65	35	52	47	59	51	45	50	34	51	64	63	83	65	41	29	57	54	35
February	84	101	59	59	51	86	57	72	71	80	72	87	81	89	74	83	76	88	53	65
March	93	101	68	91	84	84	78	80	93	69	93	82	90	93	115	98	84	68	75	80
April	107	109	73	61	70	51	55	81	61	80	55	73	96	50	95	79	58	58	74	90
May	118	103	69	73	99	91	87	112	90	102	97	112	88	71	130	97	73	96	141	68
June	131	161	102	89	94	66	62	175	74	69	66	113	103	103	272	76	103	67	229	
July	123	84	71	84	72	91	85	51	87	77	106	114	100	94	68	86	76	92	95	
August	122	92	68	78	111	76	73	60	85	90	93	106	100	97	69	89	58	82	70	
September	122	95	66	79	89	72	72	77	110	98	92	86	113	103	105	78	76	77	79	
October	146	79	67	67	82	68	60	82	80	105	79	152	90	110	99	78	78	104	73	
November	128	74	75	92	110	88	71	62	101	103	119	110	99	121	122	79	87	92	65	
December	112	72	63	92	69	79	75	68	67	89	71	111	105	129	108	81	64	81	80	
<b>Total</b>	<b>1355</b>	<b>1136</b>	<b>816</b>	<b>917</b>	<b>978</b>	<b>911</b>	<b>826</b>	<b>965</b>	<b>969</b>	<b>996</b>	<b>994</b>	<b>1210</b>	<b>1128</b>	<b>1143</b>	<b>1322</b>	<b>965</b>	<b>862</b>	<b>962</b>	<b>1088</b>	<b>338</b>

Figure 4: Referral Statistics



Prepared by:

Paula Myers  
**Team Leader Administration**  
**RESOURCE CONSENTS GROUP**