



SURF LIFE SAVING®
NEW ZEALAND

Dunedin City Council

Surf Lifesaving - Paid Lifeguard Service Report 2023/2024



CONTENTS

1. Service Background & Purpose

- a. Fatal Drowning Snap Shot
- b. Lifeguard Operations Snap Shot

2. Service Preparation

- a. Patrol Locations
- b. Employment & Assessment Processes

3. Service Delivery

- a. Service Allocations
- b. Staffing Structure

4. Recommendations

Surf Life Saving New Zealand's (SLSNZ) vision is that 'No one drowns on our beaches" and our purpose is 'to lead and support surf lifesaving in New Zealand in partnership with our member clubs'.

Surf Life Saving New Zealand is the national association representing 74 surf lifesaving clubs with 18,000+ members, including more than 4,500 volunteer Surf Lifeguards. SLSNZ is the leading beach and coastal safety, drowning prevention and rescue authority in Aotearoa.

We are truly unique, delivering proactive lifeguarding and essential emergency rescue services, a range of public education beach safety programmes, member education, training and development, as well as a highly respected sport.

SERVICE BACKGROUND & PURPOSE

Here in the Southern Region we provide support to 18 clubs spread over 21 lifeguard delivery locations through advocacy, wider planning and facilitation of lifesaving services. During the busy summer months, we also provide, community education programmes, lifeguard training and a regional sport program, all aligned through a national framework.

Throughout the peak of summer there is a demonstrated need for lifesaving services to cover not only weekends but also through the working week at many of New Zealand's beaches. Some of these beaches do not have a local volunteer SLS Club or volunteer patrols.

As such, to cover these beaches and the weekday patrols, we partner with Territorial & Regional Authorities in order to resource these locations with paid lifeguards. These paid lifeguards are employed from our pool of volunteers, who apply and go through a trial/assessment process to seek seasonal employment.

This service is aligned nationally with systems and processes managed regionally by one of the four regional offices. A Regional Manager looks after the contractual and stakeholder relationship aspects of the service and a Regional Lifesaving Manager looks after the operational aspects of the service. There is also a comprehensive regional supervision and support program that ensures no one works in isolation and a true national service is delivered. The program in the Southern Region employs around 85 seasonal lifeguards providing service to 15 locations across the Christchurch City, Dunedin City, Waimakariri District and Clutha District council areas.



FATAL DROWNING SNAP SHOT - OTAGO

We, Surf Life Saving New Zealand, are saying “enough is enough”. No more unnecessary deaths from drowning on our beaches and along our coastline. The statistics represented in the Figures below have been drawn from the National Beach & Coastal Safety Report, 10-Year Overview / 2013-23 & 1-Year Overview / 2022-23. This report is our way of drawing a line in the sand.

OTAGO / ŌTĀKOU

Figure 7.43
2013-23: Otago Region Beach and Coastal Fatal Drownings and Fatal Drowning Rate per 100,000 Population (n=17).

During 2022-23, there were two beach and coastal drowning fatalities within the Otago Region, which equals the ten-year average of two per year. The 2022-23 fatal drowning rate (0.79 per 100,000 pop.) was greater than the ten-year average (0.72 per 100,000 pop.).

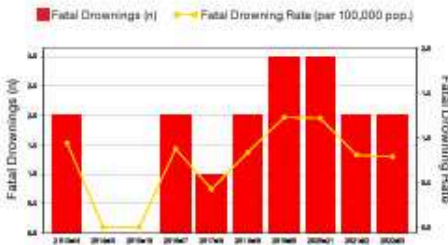


Figure 7.44
2013-23: Otago Region Beach and Coastal Drownings by Activity (n=17).

Within the Otago Region during 2013-23, the majority of beach and coastal drowning fatalities occurred while snorkelling (n=6), followed by unknown immersion incident (n=3), boating (n=2), watercraft (n=2), falls (n=2) and land-based fishing (n=2).

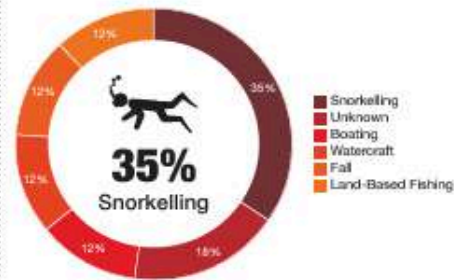


Figure 7.45
Comparison of Beach and Coastal Fatal Drowning Rates (per 100,000 pop.) by Activity in the Otago Region: 2013-23 (ten-year average) and 2022-23.

Within the Otago Region the 2022-23 fatal drowning rates (per 100,000 pop.) for snorkelling and falls were greater than their respective ten-year averages.

SWIMMING / WADING 	<table border="1"> <tr><th>2013-23</th><th>2022-23</th><th></th></tr> <tr><td>0.00</td><td>0.00</td><td>—</td></tr> </table>	2013-23	2022-23		0.00	0.00	—	SNORKELLING 	<table border="1"> <tr><th>2013-23</th><th>2022-23</th><th></th></tr> <tr><td>0.26</td><td>0.39</td><td>↑</td></tr> </table>	2013-23	2022-23		0.26	0.39	↑
2013-23	2022-23														
0.00	0.00	—													
2013-23	2022-23														
0.26	0.39	↑													
FALL 	<table border="1"> <tr><th>2013-23</th><th>2022-23</th><th></th></tr> <tr><td>0.09</td><td>0.39</td><td>↑</td></tr> </table>	2013-23	2022-23		0.09	0.39	↑	LAND-BASED FISHING 	<table border="1"> <tr><th>2013-23</th><th>2022-23</th><th></th></tr> <tr><td>0.09</td><td>0.00</td><td>↓</td></tr> </table>	2013-23	2022-23		0.09	0.00	↓
2013-23	2022-23														
0.09	0.39	↑													
2013-23	2022-23														
0.09	0.00	↓													
BOATING 	<table border="1"> <tr><th>2013-23</th><th>2022-23</th><th></th></tr> <tr><td>0.09</td><td>0.00</td><td>↓</td></tr> </table>	2013-23	2022-23		0.09	0.00	↓	WATERCRAFT 	<table border="1"> <tr><th>2013-23</th><th>2022-23</th><th></th></tr> <tr><td>0.09</td><td>0.00</td><td>↓</td></tr> </table>	2013-23	2022-23		0.09	0.00	↓
2013-23	2022-23														
0.09	0.00	↓													
2013-23	2022-23														
0.09	0.00	↓													
UNKNOWN IMMERSION INCIDENT 	<table border="1"> <tr><th>2013-23</th><th>2022-23</th><th></th></tr> <tr><td>0.13</td><td>0.00</td><td>↓</td></tr> </table>	2013-23	2022-23		0.13	0.00	↓	SCUBA DIVING 	<table border="1"> <tr><th>2013-23</th><th>2022-23</th><th></th></tr> <tr><td>0.00</td><td>0.00</td><td>—</td></tr> </table>	2013-23	2022-23		0.00	0.00	—
2013-23	2022-23														
0.13	0.00	↓													
2013-23	2022-23														
0.00	0.00	—													

FATAL DROWNING SNAP SHOT - OTAGO

We call on those who have the authority, the legal or the moral responsibility, to work with us and our drowning prevention partners to stop the death toll from getting worse, and to reduce it to a level where we can be proud as an island nation to say 'we have no preventable drownings on our beach and coastal areas'.

New Zealand has a 70% HIGHER Beach and Coastal Fatal Drowning rate per capita, compared to Australia. Our Fatal Drowning Toll is something every New Zealander should see as a national tragedy and we all have a responsibility to address.


10-YEAR OVERVIEW | 2013-23



- Roasting
- Diving/Jumping
- Fall
- Flood/Civil Emergency
- Land-Based Fishing
- Net/Shell Fishing
- Attempting a Rescue
- River Crossing
- Scuba Diving
- Slipped Under
- Snorkelling
- Swept Away
- Swimming/Wading
- Unknown
- Watercraft

TOTAL FATAL DROWNINGS: 17

AVERAGE FATAL DROWNINGS **2** PER YEAR
 AVERAGE FATALITY **0.72** PER 100,000 POPULATION



KEY DEMOGRAPHIC

15-24
YEAR OLD MALES



55-64
YEAR OLD MALES



1-YEAR OVERVIEW | 2022-23

FATAL DROWNINGS **2** AVERAGE FATALITY **0.79**
 PER 100,000 POPULATION

FATAL DROWNINGS BY LOCATION

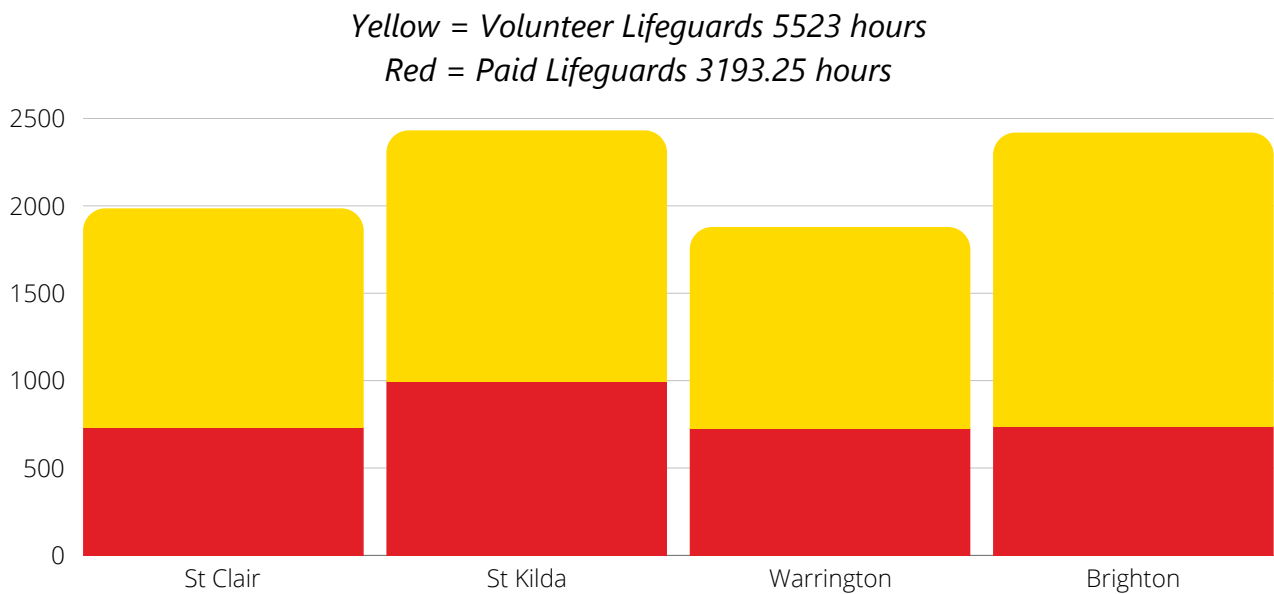


FATAL DROWNINGS BY ACTIVITY



LIFEGUARD OPERATIONS SNAPSHOT

During the 2023-2024 season in the Dunedin City Council Catchment there were beaches patrolled both a volunteer and a paid service throughout the summer. Paid lifeguards on the weekdays and public holidays in the primary school holidays and Volunteers on the weekends from mid November to mid March

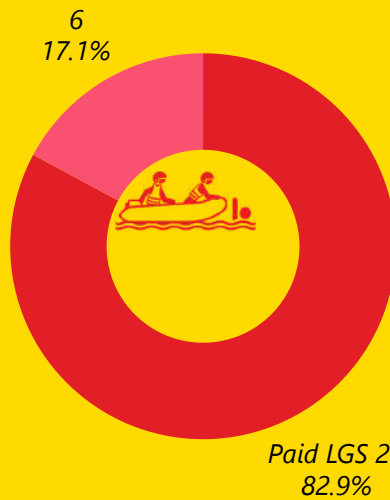


Our Volunteer workforce in the Southern Region is made up of 911 Lifeguards who update and refresh their qualifications at the start of each season through their local Surf Clubs.

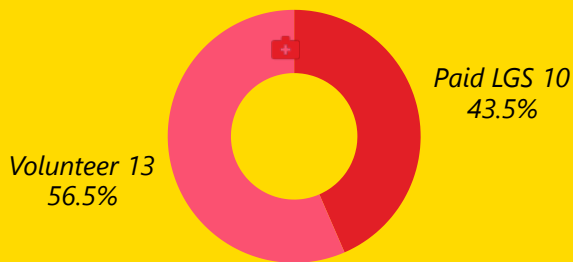
Surf Life Saving New Zealand employs 90 Lifeguards to work across the Southern Region and had 64 lifeguards working at any one time .



LIFEGUARD OPERATIONS SNAPSHOT



35 Rescues = Lives Saved



23 Minor First Aids

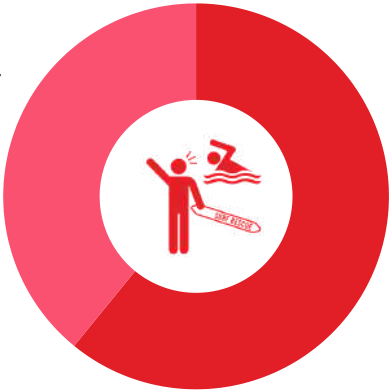
The statistics shown cover the Dunedin City patrolled beaches and show the breakdown between contract lifeguard services and the volunteer services (weekend services) in the area.

35 Rescues were carried out across the Dunedin City Region which resulted in a direct life saved, if Surf Lifeguards did not intervene the person would have likely drowned.

Surf Lifeguards also attended to a number of first aid incidents, Minor first aids are recorded for people who received first aid but did not need to go to hospital.

LIFEGUARD OPERATIONS SNAPSHOT

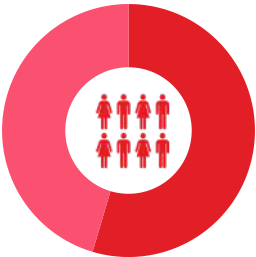
Volunteer 316
39.1%



Paid LGS 492
60.9%

808 Preventive Actions (PA)

Volunteer 2694
45.4%



Paid LGS 3238
54.6%

The statistics shown cover the Clutha District Council patrolled beach and show the breakdown between contract lifeguard services and the volunteer services (weekend services) in the area.

Preventive Actions are actions taken by Surf Lifeguards to reduce harm or risk to members of the public, these include moving the flags to a safer area and talking to people about the dangers.

5932 People Involved in PAs

Each year Surf Lifeguards interact with a huge number of people educating them on the local hazards and dangers. Without these preventive actions, more people would likely get into trouble.





PATROL LOCATIONS



The number of Surf Lifeguards allocated to each patrolling location scales up based on how traditionally busy the beach is and over what window of time. All guards will move between beaches based on need and what is happening on the day of delivery.

The level of guards at some beaches are operated at our minimum level of delivery and if needed we support casual staff to come on if the need arises.



GOING FORWARD EMPLOYMENT & ASSESSMENT PROCESSES

Nationally, Surf Lifeguard positions are advertised centrally from SLSNZ during July and August for the coming summer. Applicants are then screened to ensure that they are appropriately qualified and able to legally work in NZ.

Those that meet the standard are invited to attend an assessment day at a location that suits them (SLSNZ offers multiple assessment locations and dates across the country). Local assessments are run in Council Aquatics facilities where possible with the remaining candidates from around New Zealand sending in times which had been signed off by an endorsed assessor.

Basis of Overall Assessment:

- Experience Assessment – Completed on application
- Swimming Competency - 400m Pool Assessment
- Theory and Cognitive Assessment - Theory Test
- Cardiovascular Fitness Assessment – 3km Run
- Personality and Attitude Assessment

Basis of Lifeguard Appointments:

There are three factors we consider in lifeguard appointments:

- The performance of the candidate on assessment day
- Current qualifications held and determination of the candidate to upskill before, during and post season.
- Past seasons Performance reviews

Southern Region employed 86 Surf Lifeguards, and had a peak of 56 lifeguards working at any one time (inclusive of the Christchurch City Council, Waimakariri District Council and Dunedin City Council areas).

These lifeguards were required to pass basic fitness competencies prior to commencing seasonal employment in a range of leadership roles across the area.

A combination of Fixed Term and Casual Contracts were given to guards primarily based on the roster offered to each individual and also encompassing each individual's qualifications, experience and their performance at the assessment day.

Before commencing lifeguarding services, each lifeguard is required to attend a training induction day with other lifeguards from the area they are rostered to work.



SERVICE ALLOCATIONS

The Dunedin City funding allowed for Lifeguard patrols five days a week at Brighton, St Clair, St Kilda and Warrington and encompassing the Volunteer and Paid Service

The service delivery model for each location was tailored to suit based on the evidence detailed in the Coastal Risk Assessments.

The programme last year was able to patrol six weeks which is at the minimum of what we believe is required. our preference is to deliver to seven weeks which fully encompass the primary school holidays and the majority of the secondary school holidays

We are operating on a minimum level of staffing so we need the ability to ensure we capture the best staff we can to provide the best service to the community..

STAFFING STRUCTURE

Regional Manager



Regional Lifesaving Manager



Otago Paid Lifeguard Supervisor



Otago Head Lifeguards



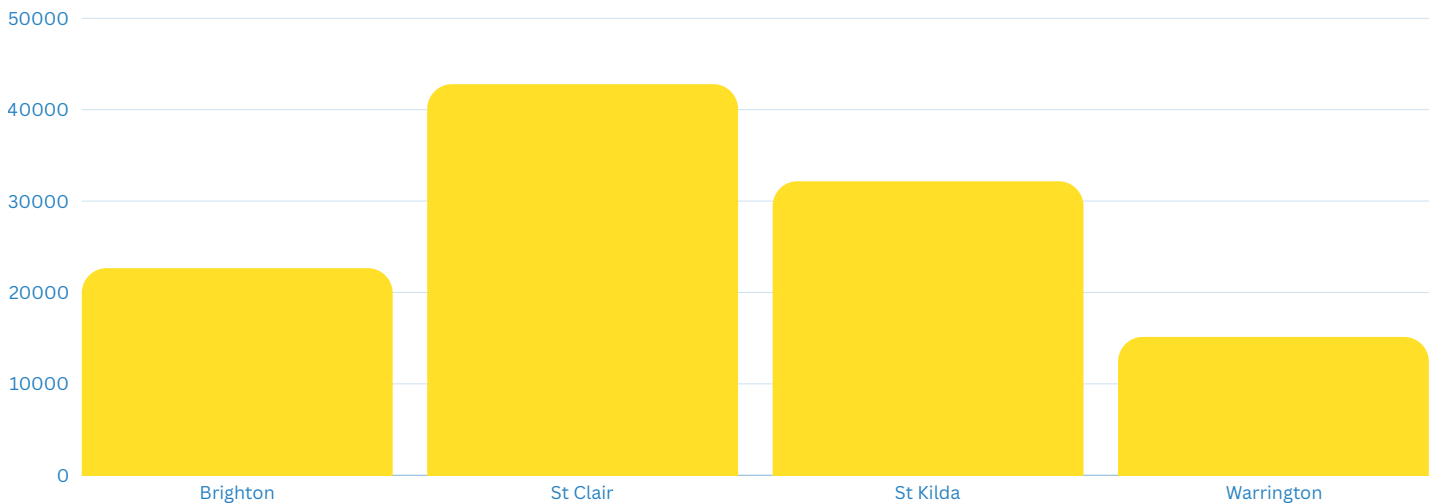
Otago Lifeguards

LIFEGUARD SERVICE DELIVERY

Southern Region, like the rest of New Zealand is surrounded by sandy beaches and sparkling harbours and Dunedin city has some of the best in the region. With many kilometres of pristine coastlines, you simply can't avoid spending some time on, in or near the water, it's our nation's favourite playground! below are total head counts for the service.

With over 112000 hourly recorded individual head counts over the season. This is based on a total in water head count of 33500 and a beach head count of 79000

That is over 112000 people heading to the beach in the Summer months. If we took a 50% of that there is 56000 people who have travelled , engaged and enjoyed the service provided at the Dunedin City beaches. This is more than a 1/3 of the Dunedin Population.





SEA-DOO

ACTION SPORTS direct

11082

ACTION SPORTS direct

SEA-DOO

GTI

SURF

RECOMENDATIONS

Service delivery

We thank the council for the continual support with the Council for the Dunedin City Beaches Paid surf life saving patrol through the Summer holidays.

We are seeking an increase in funding for the 2024-2025 year of \$50,461.40. This will help us align the delivery to a seven week programme rather than six which is closer to the current primary school holidays. It will also put our wage rate on par with other areas though New Zealand by aligning with the living wage.

And finally it will give us a wage fund (which we are more than happy to return if no used) to patrol on an as hoc basis in the February window into the evening after school at busy beaches which in the recent years has relied luck with volunteers at the beach training. We would prefer on a needs basis to have the flags up and create a clear and safe space for the beach going public.

With February showing a constant increase in afternoon and evening rescues we feel that this is the next step in the service delivery on the beaches throughout Dunedin.