



People's Panel: Dog Control Bylaw Review August 2014

Table of Contents

1.	Key Findings.....	3
2.	Background.....	4
2.1	Survey Background	4
2.2	About the Dunedin People's Panel.....	4
2.3	Methodology	4
3.	Survey Results.....	5
3.1	Controls on where dogs are allowed.....	5
3.2	Appropriate method of dog control for specific public areas	5
3.3	Limit of dogs kept at property.....	8
3.4	Areas of Dunedin for designated dog exercise areas.....	9
3.5	Funding maintenance cost of dog exercise areas.....	10
3.6	Funding the cost of providing and maintaining dog waste dispensers	10
3.7	Problem issues in Dunedin.....	10
3.8	Do you own a dog?	11
3.9	Comments or suggestions about specific public places where the level of dog control should be changed.....	11
4.	How were/will the results (be) used?.....	13
	Appendix 1: Respondent Profile	14

1. Key Findings

There were 397 responses for this survey.

- Almost all respondents agree there should be controls on where dogs are allowed on public property in Dunedin.
- The most popular methods of control for the following public places were:
 - Verbal control for beaches and rural streets
 - On a leash for residential streets, business and industrial areas, DCC reserves and public walking tracks and cemeteries
 - Prohibited in the CBD and urban centres, playgrounds and in marked areas of sports grounds
- Most respondents agree there should be a limit on the number of dogs that can be kept at a single property, but there is not agreement over what that number should be.
- Views are split between those thinking that dog owners alone should pay for dog exercise areas, and those who think that ratepayers and dog owners should share the cost.

Note: Two thirds of respondents to this survey (66%) are dog owners and one third (34%) do not own dogs.

2. Background

2.1 Survey Background

The Dog Control Bylaw (2004) explains where dogs can go, on or off a leash, where dog parks are located and how many dogs people can keep at one place. Its purpose is to allow residents to have dogs without affecting others. Feedback from this survey will help the DCC decide whether the current Bylaw needs to be amended.

2.2 About the Dunedin People's Panel

The Dunedin People's Panel aims to provide an opportunity for people in Dunedin to get involved with a range of Dunedin City Council issues, giving feedback by completing online surveys.

The Panel ideally supplements other research, using consultation to provide public perceptions to help inform decision-making processes. Panellists are recruited to be 'typical' members of the public – that is they come from a range of backgrounds and have a range of involvement with the DCC.

The People's Panel is not a statistically representative sample of the Dunedin population because panellists choose to sign up. The DCC encourages representation from a variety of groups on the Panel to obtain a wide range of views and continues to improve participation from groups that are under-represented. At the time of surveying, there were 1,398 people registered with the Panel including residents of each community board area and a range of age and ethnicity groups. Furthermore, the information provided by the Panellists is not verified.

For more information about the Dunedin People's Panel visit the Panel's website at www.dunedin.govt.nz/peoplespanel.

2.3 Methodology

This survey was open from 16 June to 28 June 2014. In total 397 completed surveys were received.

The feedback has been analysed in two ways:

- For the tick box questions, responses to each option have been reported as proportions of the total sample and presented as charts.
- Responses to open-ended questions ranged from one-word answers to lengthy comments with several points and ideas. Key themes from these comments have been identified and ordered by frequency. A selection of comments has been included in the report, to illustrate these themes.

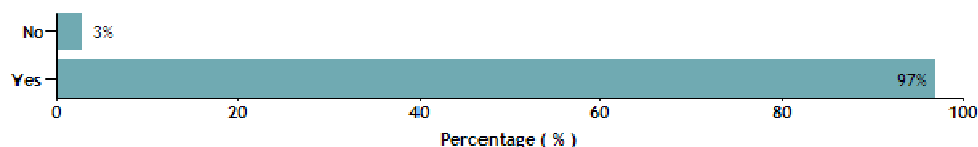
Please note that results in charts presented in this report may not sum to 100% because multiple responses were allowed for some questions and/or as a result of rounding.

3. Survey Results

3.1 Controls on where dogs are allowed

Panellists were asked whether they thought there should be controls on where dogs are allowed on public property in Dunedin.

Should there be controls on where dogs are allowed on public property in Dunedin?



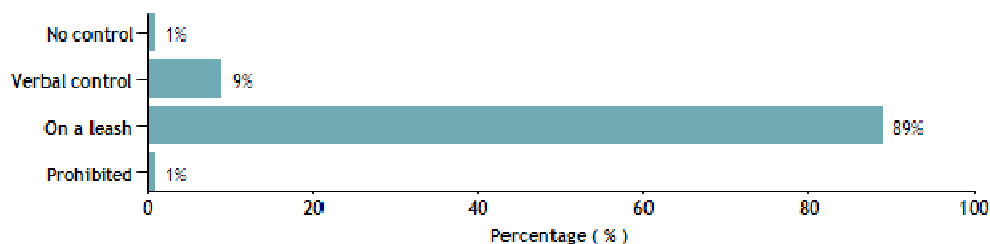
Almost all respondents (97%) agree there should be controls on where dogs are allowed on public property in Dunedin.

3.2 Appropriate method of dog control for specific public areas

Those respondents who agreed that there should be controls on where dogs are allowed on public property in Dunedin were asked what method of control was most appropriate for residential streets, rural streets, the Central Business District (CBD) and urban areas, business and industrial areas, DCC reserves and walking tracks, play grounds, marked sports fields, cemeteries and beaches.

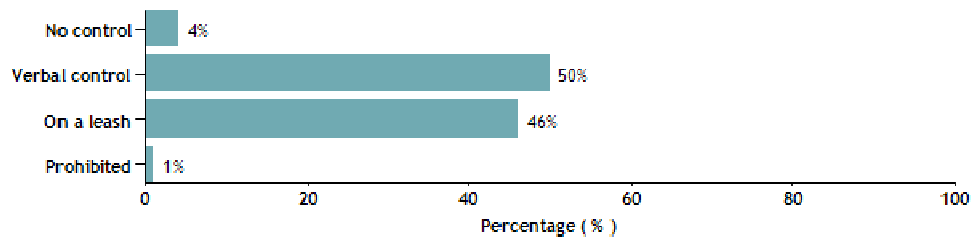
If yes, what method of control is the most appropriate in each of the following areas?

- Residential streets



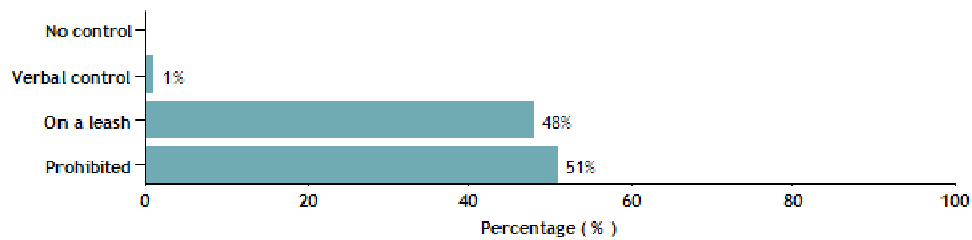
89% of people thought that dogs should be on a leash in residential areas.

- Rural streets



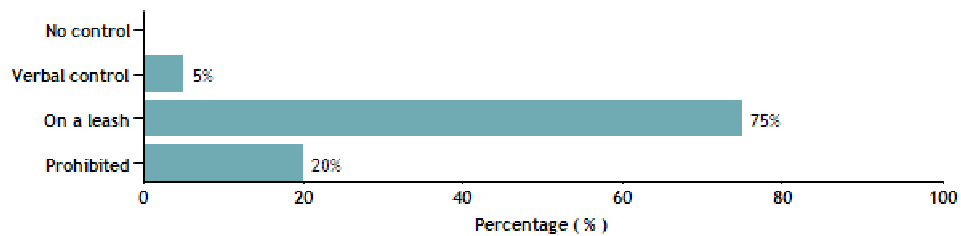
50% of respondents thought that verbal control was the most appropriate method of control on rural roads, while 46% preferred on a leash.

- CBD/urban centres



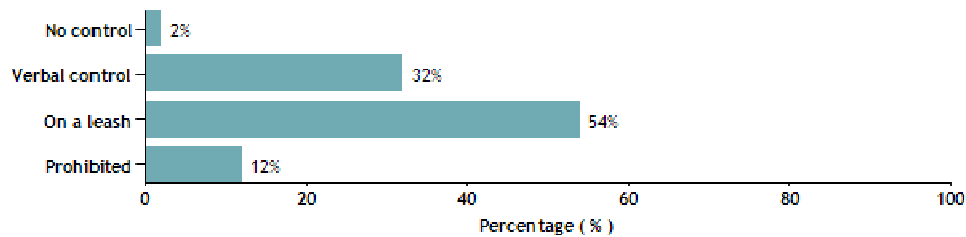
51% of respondents thought dogs should be prohibited from the CBD/Urban areas, while 48% of respondents suggested that dogs should be permitted in these areas on a leash.

- Business and industrial areas



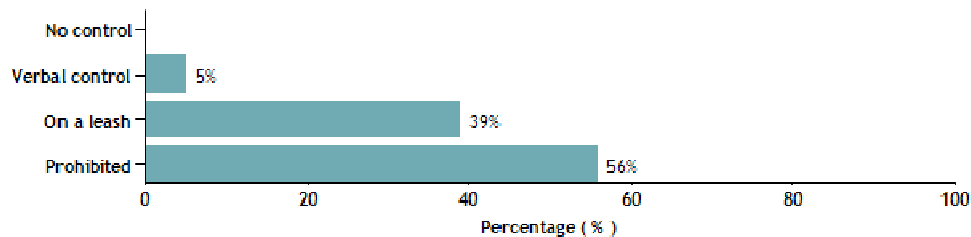
75% of respondents thought dogs should be kept on a leash in business and industrial areas and 20% suggested that dogs should be prohibited.

- DCC reserves and public walking tracks



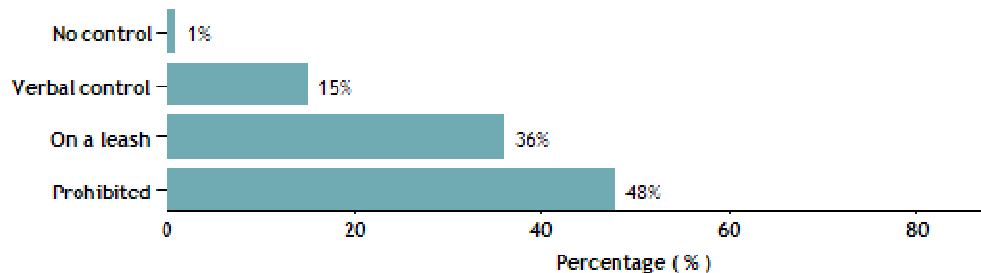
54% of respondents thought that dogs should be kept on a leash on DCC reserves and 32% suggest that verbal control was appropriate. 12% suggested dogs be prohibited from these areas and a small percentage (2%) thought that no control was required.

- Playgrounds



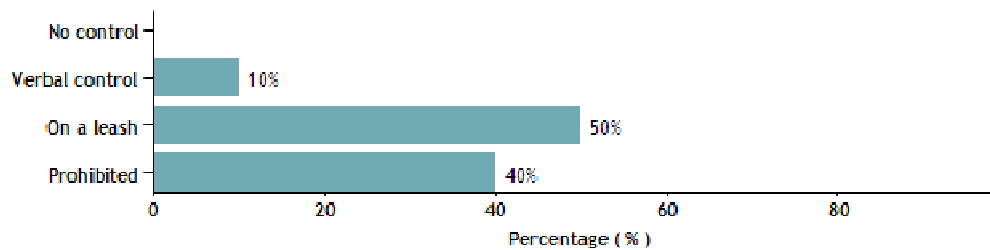
56% of respondents thought that dogs should be prohibited in playgrounds. 39% said that a dog being on a leash in these areas was the most appropriate method of control and 5% suggested that verbal control was most appropriate.

- Marked areas of sportsgrounds



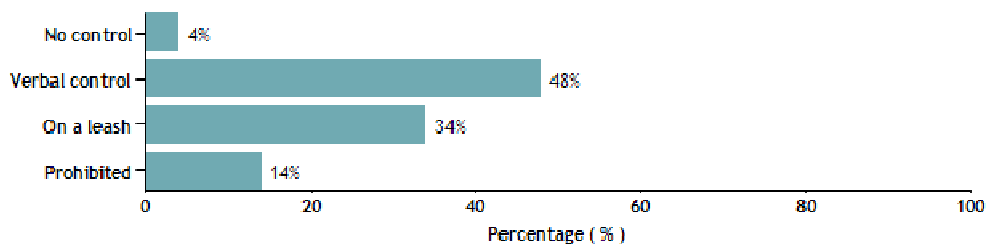
The majority of respondents (48%) thought dogs should be prohibited from marked sports fields, 36% suggested that dogs should be permitted in these areas on leashes. 15% though verbal control was the most appropriate method of control, while a small percentage (1%) suggested that no control is required.

- Cemeteries



50% of respondents thought that having dogs on a leash was the most appropriate method of control within cemeteries, while 40% suggested that dogs should be prohibited. A small percentage (10%) thought that verbal control was appropriate.

- Beaches

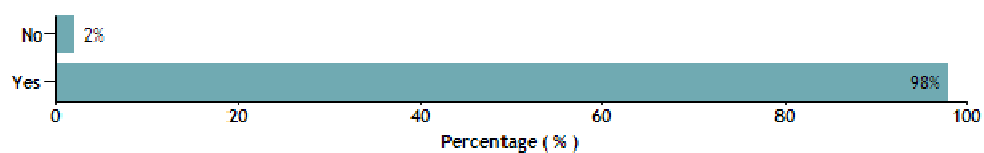


48% of respondents thought verbal control was most appropriate on beaches, 34% suggested that dogs should be controlled on a leash in these areas and 14% thought that dogs should be prohibited from beaches. There was also a small number (4%) who thought no control was required in these areas.

3.3 Limit of dogs kept at property

The survey asked should there be a limit on the number of dogs that can be kept at a single property.

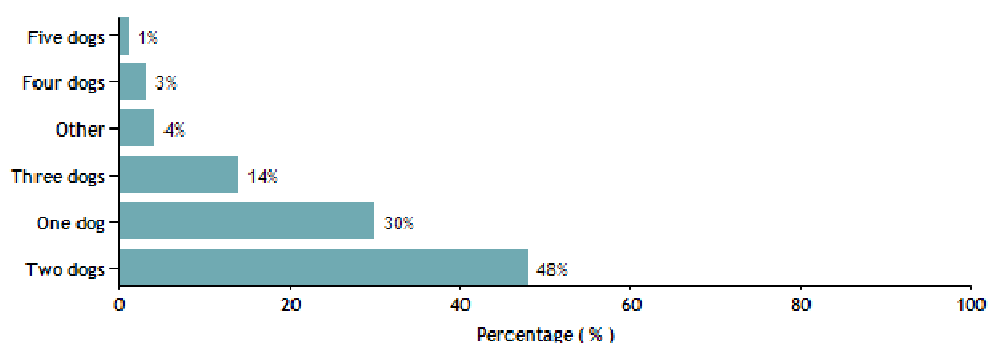
Should there be a limit on the number of dogs that can be kept at a single property?



98% of respondents agreed that there should be a limit on the number of dogs that can be kept on a single property.

The survey then asked that if yes, how many dogs did respondents believe is appropriate before a permit is required.

If yes, how many dogs do you believe is appropriate before a permit is required?

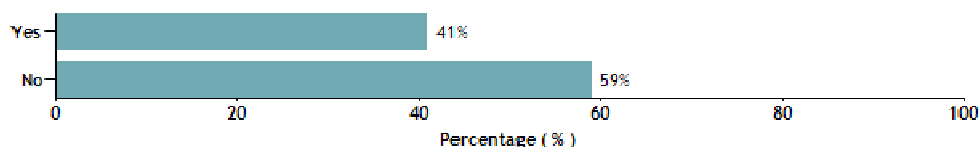


48% of respondents said two dogs, 30% said one dog and 14% said three dogs are appropriate before a permit is required.

3.4 Areas of Dunedin for designated dog exercise areas

The survey asked are there any other areas of Dunedin that would benefit from having a designated dog exercise area.

Are there any other areas of Dunedin that would benefit from having a designated dog exercise area?



41% of respondents said yes and 59% said no.

Table 1 – Are there any areas that would benefit from having a designated dog exercise area?	Number of responses
Yes	143
No	205

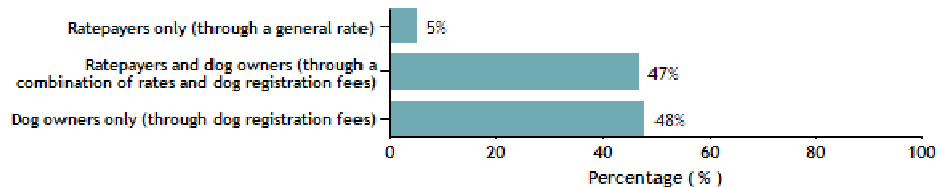
A selection of comments:

- *"Macandrew Bay and Portobello as dog owners in these areas need access to areas off beaches and away from wildlife."*
- *"I think there should be one in every suburb. Otherwise, as most people have to get the dog in the car to get to the exercise area, they instead exercise their dogs on bike paths, beaches, and playgrounds where they are a nuisance to others."*
- *"We lack green spaces in general. Mornington/Maryhill is particularly terrible for dog owners and anyone wanting to use a green space that isn't a sports ground."*

3.5 Funding maintenance cost of dog exercise areas

The survey asked who should fund the cost of maintaining these parks.

Who should fund the cost of maintaining dog exercise areas?

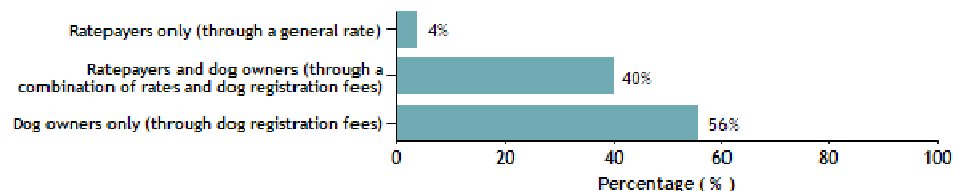


Results for this question were evenly split with 48% of respondents saying Dog owners only (through dog registration fees) and 47% saying ratepayers and dog owners (through a combination of rates and dog registration fees.) There was also a small percentage (5%) suggesting that maintenance should be paid for by rate payers only (through a general rate.)

3.6 Funding the cost of providing and maintaining dog waste dispensers

The survey asked who should fund the cost of providing and maintaining dog waste dispensers.

Who should fund the cost of providing and maintaining dog waste bag dispensers?

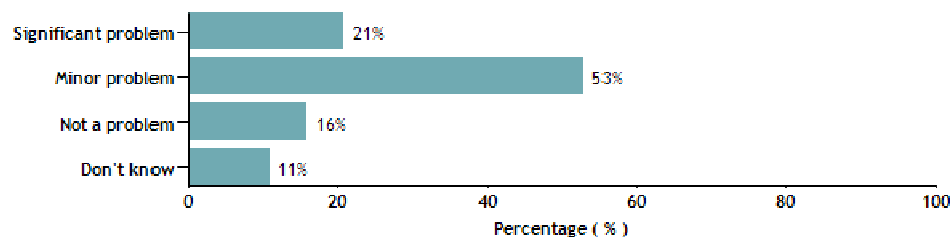


56% of respondents thought dog waste bag dispensers should be paid for by dog owners through registration fees, 40% thought that they should be paid for together by ratepayers and dog owners through rates and dog registration fees. 4% thought that they should be paid for by rate payers only.

3.7 Problem issues in Dunedin

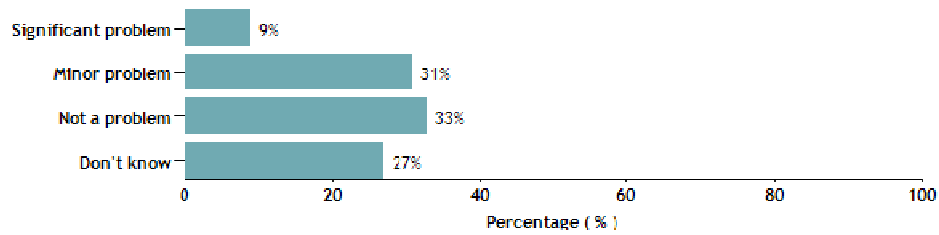
To what extent are the following issues a problem in Dunedin?

- Nuisance caused by dogs



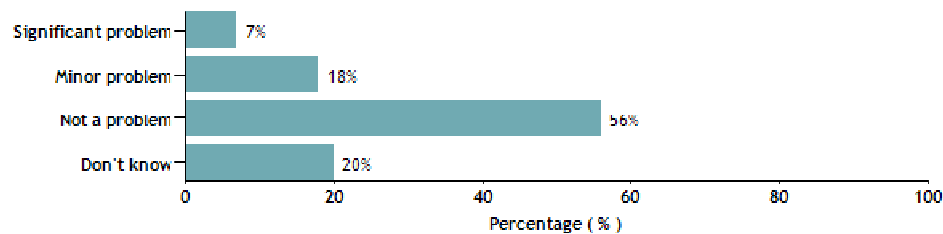
53% said that nuisance made by dogs was a minor problem in the city, 21% said it was a significant problem, 16% said it was not a problem and 11% didn't know.

- Lack of places to exercise dogs



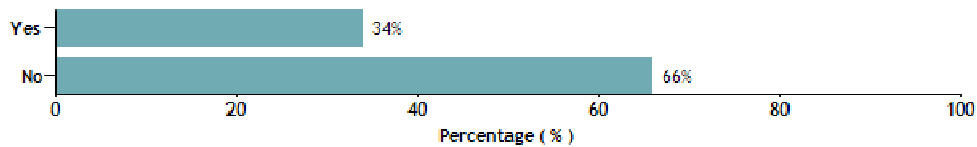
Results were more even for this question with 33% respondents stating that lack of space to exercise dogs was not a problem, 31% saying it was a minor problem and 27% stating that they didn't know. 9% suggested it was significant problem.

- Too many restrictions on dog owners



56% said that 'too many restrictions on dog owners' is not a problem, 18% said a minor problem and just 7% considered it a significant problem.

3.8 Do you own a dog?



66% of survey respondents do not own a dog and 34% are dog owners.

3.9 Comments or suggestions about specific public places where the level of dog control should be changed

Table 2 – Places level of dog control should be changed

	Prohibited	On a leash	Off a leash	TOTAL
Specific beaches	17	14	11*	42
Sports grounds	15	7	-	22
Playgrounds	15	9	-	24
Reserves	8	5	-	13
CBD	5	7	-	12
Schools	4	-	-	4
All public places	-	13	-	13
Botanic Gardens	-	3	-	3

Table 2 – Places level of dog control should be changed

	Prohibited	On a leash	Off a leash	TOTAL
Cemeteries	-	6	-	6
Ross Creek	-	-	2	2
Pubs and cafes	-	-	2	2
Other	5	1	6	12

*certain beaches at certain times

Selection of comments:

- *"Some beach areas on a leash and some areas off a leash. More sign-posting required."*
- *"Nice to have some beaches with total prohibition and others as dog exercise zones."*
- *"Verbal control for restricted periods such as dawn to 8.30am and 7.30-9.30pm and at other times either prohibited or on a leash."*
- *"Dogs need to be allowed on a lead in playgrounds."*
- *"No dogs allowed in sports fields and playgrounds!"*
- *"I don't think dogs should be prohibited in any public places but need to be under control."*
- *"You should be able to walk to a café and eat with your dog tied up by your table."*

Other comments and suggestions about level of control at specific places

Table 3 – Other comments and suggestions	Number of responses
Depends on the owner/type of dog/behaviour of dog	23
Better enforcement of existing controls	15
Provide and dispose of dog waste bags	12
Current controls are OK	5
Should be under control at all places	5
Have shorter leashes for dogs	3
Other	4

Selection of comments:

- *"It's about enforcement when the bylaw is flouted."*
- *"Effective monitoring of bylaws is required."*
- *"Dogs should be able to run free when possible – the human must be responsible for the dog's behaviour."*
- *"It's not the dogs that need controlling – it's the owners."*
- *"Tighten up all round. The amount of dog poo around Dunedin – especially on footpaths is appalling and something drastic needs to be done about it."*

4. How will the results be used?

The People's Panel findings helped inform the Council's review of Dunedin's Dog Control Bylaw. Feedback is being considered as Council drafts a new Dog Control Bylaw for formal public consultation.

Appendix 1: Respondent Profile

	All Respondents n = 397	Percentages (%) n = 397	Census 2013 data (%)
GENDER			
Female	225	57%	52%
Male	168	42%	48%
Prefer not to say	4	1%	
AGE			
15-24 Years (-1991)	16	4%	21%
25-34 Years (1981-1990)	19	5%	11%
35-44 Years (1971-1980)	64	16%	11%
45-54 Years (1961-1970)	90	23%	13%
55-64 Years (1951-1960)	81	20%	12%
65 Years or older (1950-)	118	30%	15%
Prefer not to say	8	2%	
ETHNICITY*			
European	156	39%	88%
Maori	4	2%	8%
Pacific Island	0	0%	3%
Asian	1	1%	6%
Other	6	4%	2%
Prefer not to say	4	2%	
GEOGRAPHIC AREA			
Andersons Bay/Waverley	27	7%	5%
Blueskin Bay	10	3%	1%
Caversham	7	2%	3%
Concord/Corstophine/Kew	12	3%	4%
Fairfield	4	1%	2%
Green Island/Abbotsford	9	2%	4%
Helensburgh/Balmacewen	3	1%	2%
Inner City	18	5%	6%
Leith Valley	7	2%	1%
Maori Hill	22	6%	3%
Mornington	21	5%	5%
Mosgiel	34	9%	8%
Musselburgh/Tainui	10	3%	3%
North East Valley	30	8%	6%
Outer Peninsula	6	2%	1%
Outram/Momona	7	2%	3%
Peninsula	20	5%	2%
Pine Hill	7	2%	2%
Port Chalmers/Purakanui	15	4%	2%
Roslyn/Belleknowes	19	5%	3%
South Coast	13	3%	3%
South Dunedin	7	2%	3%
St Clair	12	3%	3%
St Kilda	15	4%	3%
Strath Taieri	1	0%	1%
Taieri	3	1%	3%
Three Mile Hill	14	4%	5%
University	4	1%	7%
Waikouaiti/Karitane	7	2%	2%
Wakari	15	4%	3%
West Harbour	13	3%	3%
Outside Dunedin	1	0%	
I'd prefer not to say	4	1%	

Note – the demographic information provided by the Panellists has not been verified.